



Smart solutions.
Strong relationships.

Product Explorer

w.e.f. November 01, 2013



gen//LED

- Modern Workspace • Retail • Industrial
- Streetlight • Landscape • Floodlight
- Flameproof and Increased Safety
- Controlgear and Accessories
- Highmasts and Poles • Solar LED Lighting

Crompton Greaves Limited

Crompton Greaves Limited is part of the USD 4 billion Avantha Group, a conglomerate with an impressive global footprint. Its India operations were established in 1937, and since then the company has retained its leadership position in the management and application of electrical energy.

Today, Crompton Greaves is India's largest private sector enterprise. It has diversified extensively and is engaged in designing, manufacturing and marketing technologically advanced electrical products and services related to power generation, transmission and distribution, besides executing turnkey projects. The company is customer-centric in its focus and is the single largest source for a wide variety of electrical equipment and products.

Crompton Greaves has four Strategic Business Units (SBUs) namely; Power Systems, Industrial Systems, Consumer Products & Automation.

Power Systems - HT Transformers, Switchgear and Engineering Projects

Industrial Systems - HT & LT Motors, FHP Motors, Alternators, Drives, Stampings, Railway Transportation & Signalling equipment.

Consumer Products - Fans, Light Sources and Luminaires, Security Solutions & Pumps and Household Electrical Appliances.

Automation - Substation Automation Systems, Distribution Automation Systems, etc

The Lighting Business Group of Crompton Greaves has been a pioneering player in the field of artificial illumination for the last three decades. The Group has added many firsts to its credit.

The Baroda Lamp Works with its state-of-the-art manufacturing facilities, manufactures incandescent lamps, fluorescent tubes, HID lamps and Compact Fluorescent Lamps which have found wide acceptance within the country as well internationally, because of their superior quality. A state of the glass plant, as a move towards backward integration, makes this factory an integrated production unit.

A sophisticated laboratory at the company's Kanjur complex houses modern equipment for development of new products and quality assurance. CG LUX the in-house lighting design software has made lighting calculations simpler and quicker.

Crompton Greaves' Lighting is committed to offer the best products and solutions thus establishing a new standard for good lighting practices. As a step in that direction Crompton Greaves brings to you world class technology in the field of outdoor and sports lighting through an alliance with FAEL Luce of Italy. This cooperation underlines our resolve to make a difference in the provision of integral solution in the field of outdoor and stadia lighting.

CG offers innovative Luminaires for segments, which are futuristic in their design and concept, contribute immensely to the ambience, adding a new dimension, for total customer satisfaction.

Innovative Technological Revolution

Lighting accounts for 19% of the world's electricity consumption. Significant savings - on average of 40% can be made by just choosing energy efficient lighting technologies like LED. Crompton Greaves Lighting division is helping the cause by supplying energy efficient Solid State LED lighting luminaires in all segments and always remained ahead in adopting latest introductions in SSL.

Introducing Generation II (GEN II), an innovative, COB technology based LED lighting range for today's contemporary interiors. COB (Chip On Board) is a new technology of LED packaging. This eliminates the process of LED soldering on MCPCB and reduces packaging cost by nearly 30%. It gives low glare compared to discrete LED sources and improved CRI without reducing the light efficiency.

In order to bring cutting edge LED technology, CG has a technology agreement with Bridgelux, a global leader in solid state lighting with many firsts including the revolutionary Chip on board (COB) technology.

Crompton Greaves introduces its Gen - II LED lighting solution for all application areas like

- Modern work space
- Street
- Landscape
- Industrial
- Area Lighting

CG has recently ventured into the Retail & Hospitality LED lighting segment with the product portfolio of spots, wallwashers, downlight & track lights with various wattages and beam angles.

We are confident that products given in this explorer will be helpful to Architects, Interior designers, Specifiers and Users to enhance the ambience of their interiors.

GENERAL NOTES APPLICABLE FOR ALL LUMINAIRES

- ALP indicates Authorised List Price. Prices lower than these may be charged. Taxes and local levies as applicable will be extra.
- MRP is the Maximum Retail Price. Product can not be sold above the MRP prices mentioned.
- Prices are inclusive of excise duty at the prevailing rates. Any statutory variation will be to dealer's / purchaser's account.
- All prices of luminaires are without lamps/tubes/CFLs. (except luminaires suitable for induction lamps / LED)
- The products in this pricelist are subject to the discounts as per the prevailing trade policy from time to time. Please contact the nearest sales office for details.
- Normal trade policy dose not apply on LED Landscape, Fael Luce luminaries in Industrial, Streetlight & Floodlight section.
- Items other than those included in the price list are withdrawn from the range.
- All prices are subject to our general terms and conditions of business.
- This price list supercedes all our earlier price lists.
- Prices are subject to change without prior notice.











IMPORTANT NOTES

- All fluorescent tube luminaires with suffix 'HSB' are wired with VPIT copper ballast and suffix 'EB' are wired with electronic ballasts.
- All fluorescent tube luminaires suitable for 20W & 40W FTL are also suitable for 18W and 36W FTLs respectively (except those mentioned otherwise).
- All commercial luminaires are epoxy powder coated.
- All industrial, streetlight, floodlight luminaires with suffix 'MH' are suitable for Crompton Greaves make or equivalent metal halide lamps compatible with sodium vapour ballasts.
- All Non-integral Industrial, Floodlight luminaires & metal halide downlighters are to be used with matching control gear boxes.
- All luminaires suitable for 80/125W HPMV are also available with 'ES' lamp holders. In such cases replace suffix 'BC' in the cat ref. with suffix 'ES'.

CARE HAS BEEN TAKEN TO ENSURE THAT THE INFORMATION CONTAINED WITHIN IS CORRECT. HOWEVER, OWING TO CONTINUOUS INNOVATIONS AND IMPROVEMENTS THE ACTUAL PRODUCT WHEN SUPPLIED, MAY DIFFER FROM THE DETAILS GIVEN HEREIN.

PHOTOGRAPHS SHOWN HEREIN ARE INDICATIVE. PLEASE CHECK WITH NEAREST SALES OFFICE FOR THE ACTUAL PRODUCT. CROMPTON GREAVES LIMITED RESERVES THE RIGHTS TO MAKE CHANGES IN THE DATA/DETAILS WITHOUT PRIOR NOTICE.

INDEX

	Modern Workspace Luminaires LED Luminaires Fluorescent Luminaires Lighting Management System & Sensors	01-25
	Retail Luminaires LED Luminaires Fluorescent Luminaires HID Luminaires	26-35
	Healthcare Luminaires LED Clean Lux FTL / CFL Clean Lux	36-41
	Industrial Luminaires HID/FTL Luminaires Induction Luminaires	42-57
	Flameproof and Increased Safety Luminaires	58-63
	Streetlight Luminaires LED Streetlight HID Streetlight Induction Streetlight FTL Streetlight	64-79
	Landscape Luminaires LED Post Top/Bollard HID/CFL Post Top HID/CFL Landscape	80-89
	Floodlight Luminaires HID Floodlight Induction Floodlight	90-103
	Controlgear and Accessories	104-109
	Lamps HID / CFL / FTL / LED	110-114



Modern Workspace LUMINAIRES



LED - INDOOR LUMINAIRES

CAT REF.	WATTAGE	CASE LOT	ALP (₹)
----------	---------	----------	---------



ARION1

LCTAR1-40-CDL	40	2	11000.00
---------------	----	---	----------

Commercial high efficiency recessed Indirect LED Luminaire for visually balanced, voluminous office lighting. Luminaire is made from ribbed CRCA powder coated in white colour. Provided with high transmittance, micro linear frosted (MLF) PMMA curved diffuser.



ARION2

LCTAR2-40-CDL	40	2	On Request
---------------	----	---	------------

Commercial high efficiency recessed Indirect LED Luminaire for visually balanced, voluminous office lighting. Luminaire is made from ribbed CRCA powder coated in white colour. Provided with high transmittance, ribbed PMMA curved diffusers.



ORION

LCTLR-34-FO-CDL	34	2	11500.00
-----------------	----	---	----------

New generation recessed LED Luminaire for modern offices with CRCA powder coated body & high translucent diffuser provides high quality economic energy saving lighting to modern offices. Suitable for 600 x 600 mm modular/POP/Gypsum ceiling.



ORION *

LCTLR-36-FO-CDL	36	2	12500.00
LCTLR-50-FO-CDL	50	2	14600.00

Decorative recessed LED full output Luminaire for modern offices with CRCA powder coated body & new generation high efficiency diffuser to provide high LOR & soft glare free light. Suitable for 600 x 600 mm modular/POP*/Gypsum* ceiling.



ORION *

LCTLR-36-CDL	36	4	9900.00
LCTLS-36-CDL	36	4	10200.00

High efficiency LED Luminaire for modern offices with CRCA powder coated body & new generation high translucency diffuser to provide high LOR & soft glare free light. Suitable for 600 x 600 mm modular/POP*/Gypsum* ceiling. Available in recessed & surface mounted options

* Extra frame is to be ordered for POP/Gypsum ceiling recessed mounted version.

CAT REF.	WATTAGE	CASE LOT	ALP (₹)
----------	---------	----------	---------



ORION

LCTLR-18-CDL	18	4	6350.00
LCTLS-18-CDL	18	4	6450.00

High efficiency LED 300x300 mm Luminaire with CRCA powder coated body & new generation high efficiency diffuser to provide high LOR & soft glare free light. Available in recessed & surface mounted options.



HELIOS SQ

LCDSQ-12-CDL	12	4	6200.00
LCDSQ-18-CDL	18	4	8050.00
LCDSQ-28-CDL	28	4	10300.00

Recessed mounted LED downlight with spun aluminum reflector & PMMA diffuser provides soft & glare free light.



HELIOS

LCDV-06-CDL	6	8	3350.00
LCDV-10-CDL	10	8	4100.00
LCDV-12-CDL	12	8	6400.00
LCDV-18-CDL	18	8	7400.00

Recessed mounted LED downlight with spun aluminum reflector & PMMA diffuser provides soft & glare free light.



HELIOS

LCDH-20-CDL	20	4	8700.00
LCDH-30-CDL	30	4	11350.00
LCDH-20-CDL-DIM	30	4	12000.00

Recess mounted LED downlight with sand blasted aluminum reflector & PMMA diffuser provides uniform, soft & glare free light. Dimmable option available



ORBIT LED

LCDS-8-CDL	8	12	2950.00
LCDS-14-CDL	14	8	6500.00

Decorative energy saving surface mounted LED downlight with aluminium housing & opal diffuser provides good quality glare free light.

	CAT REF.	WATTAGE	CASE LOT	ALP (₹)
LED	LCPL-36-CDL (2 x 2)	36	5	12800.00
	LCPL-36-TL (2 x 2)	36	5	12800.00
	#LCPL-48-TL (2 x 2)	36	5	On Request
	Recess/Suspended slim LED panel with powder coated rim. # High lumen panel.			
LED	LCPL-36-CDL (1 x 4)	36	5	13200.00
	LCPL-36-CDL (1 x 4)	36	5	13200.00
	Recess/Suspended slim LED panel with powder coated rim.			
LED	LCS-45-CDL	45	6	On Request
	Decorative suspended slim LED luminaire. Size: 800 x 300 x 10mm			
LED	MIRRORLITE LED			
	DMLN1LT8-8	LT8-8W	10	350.00
	DMLN1LT8-16	LT8-16W	10	440.00
	Decorative box type fitting with blue coloured end caps for LED Tube			
LED	LGFR-1.2-W	1.2	10	2100.00
	Recess mounted foot light 1.2W Spot LED with Die cast Aluminium body finish in electrostatic powder coating, CCT-3000K, 70 Lm			

DOWNLIGHTS / RETAIL LUMINAIRES



CROM LED15

CAT REF.	WATTAGE	CASE LOT	MRP (₹)
LCDD-12-CDL	12	8	2350.00
LCDD-12-WW	12	8	2350.00
LCDD-15-CDL	15	8	2500.00
LCDD-15-WW	15	8	2500.00
LCDD-18-CDL	18	8	2750.00
LCDD-18-WW	18	8	2750.00

Recessed mounted LED downlight in die cast aluminium housing & high efficiency diffuser to provide good quality light.



SQUARE CROM

LSDD-12-CDL	15	8	2350.00
LSDD-12-WW	15	8	2350.00
LSDD-15-CDL	15	8	2500.00
LSDD-15-WW	18	8	2500.00
LSDD-18-CDL	18	8	2750.00
LSDD-18-WW	18	8	2750.00

Recessed mounted LED downlight in die cast aluminium housing & high efficiency diffuser to provide good quality light.



PEARL ROUND

LCDSPL-R-06-CDL	6	12	1650.00
LCDSPL-R-12-CDL	12	12	2150.00
LCDSPL-R-18-CDL	18	12	2650.00

Surface mounted slim LED panel with powder coated finished in white housing.



PEARL SQUARE

LCDSPL-S-06-CDL	6	12	1650.00
LCDSPL-S-12-CDL	12	12	2150.00
LCDSPL-S-18-CDL	18	12	2650.00

Surface mounted slim LED panel with powder coated finished in white housing.



GANNET ROUND

LSDRM-24-CDL	24	10	3300.00
LSDRM-24-WW	24	10	3300.00

Round shape slim recessed mounted LED panel with dia cast housing, finished in white powder coated.

Also available with surface mounted version

CAT REF.	WATTAGE	CASE LOT	MRP (₹)
----------	---------	----------	---------



GANNET SQUARE #

LSDSM-24-CDL	24	10	3300.00
LSDSM-24-WW	24	10	3300.00

Square shape slim recessed mounted LED panel with dia cast housing, finished in white powder coating.

Also available with surface mounted version



MESSY-3 COLOUR CHANGING PANEL #

LSDCP-9W	9	10	1700.00
LSDCP-12W	12	10	2800.00

Square shape slim recessed mounted LED panel with dia cast housing, finished in white powder coating. Colour changing in CDL true colour and warm white.

Available in round version also.



LINNET #

LCL-05-CDL	5	10	1500.00
LCL-10-CDL	10	10	1800.00

Sleek LED mirror light with diffuser. Available in 1ft and 2ft version.



RETRO LED #

LT8-8W	8	25	1500.00
LT8-16W	17	25	2900.00

LED Tube is energy efficient alternative to T8/T12 fluorescent Tubelights with same form factor & appearance. Available in 2ft & 4ft version.



MIMOSA #


LT8-18W-SEN	18	20	3100.00
-------------	----	----	---------

LED Tube with occupancy sensor alternative to T8/T12 FTL. Best suitable for parking areas

Net billing products. Discount policy not applicable.

FLUORESCENT LUMINAIRES RECESSED MOUNTED

CAT REF.	WATTAGE	CASE LOT	ALP (₹)
----------	---------	----------	---------



BRILLO

CRTBL314EBB	3X14W T5	2	5840.00
CRTBL414EBB	4X14W T5	2	5840.00

Well crafted high LOR recessed mounted direct/indirect luminaire suitable for visually balanced modern office lighting. Housing is made from ribbed CRCA & optical assembly consists of central Cat II reflector and high transmittance micro linear frosted side PMMA diffusers.



SCHYN

CRTSC414EBB	4X14W T5	2	5800.00
-------------	----------	---	---------


Minimalistic range of recessed fluorescent Indirect/Direct luminaire for visually balance ambient lighting. Luminaire is made from CRCA powder coated in white colour. Optical assembly consists of bow shaped back reflector and twin high transmittance and PMMA diffusers to shield the high brightness of lamps.



SENTIO

CRTSN11414/424 EBB	4X14W T5	1	15500.00
--------------------	----------	---	----------

Recessed mounted high end LG7 compliant luminaire suitable for 600X600mm modular, POP, USG ceiling. Luminaire is made from high grade CRCA, powder coated in white colour. Optical assembly consists of central cat 2 reflector and outbended PMMA diffuser. EB414T5-B/I ballast to be ordered separately



FLUTE/MLF

CRTFL414EBB/MLF	4X14W T5	2	6200.00
CRTFL314EBB/MLF	3X14W T5	2	6200.00
CRTFL224EB/MLF	2X24W T5	2	6000.00
CRCFL236EB/MLF	2X36W CFL	2	5500.00
CRCFL240EB/MLF	2X40W CFL	2	5500.00
CRCFL140EB/MLF	1X40W CFL	2	5250.00
CRCFL155EBCW/MLF	1X55W CFL	2	6200.00

Recessed mounted high LOR indirect/direct luminaire with ribbed CRCA powder coated body and high quality/high transmittance Micro Linear Frosted (MLF) curved diffuser. Suitable for 600 X 600mm modular/POP/ Gypsum ceiling



BETA

CRFQ11236EB/P5	2X36W CFL	2	4310.00
CRFQ11336EB/P5	3X36W CFL	2	5000.00
CRFQ12236EB/P5	3X36W CFL	2	4000.00

Decorative recessed mirror Optic luminaire with bright anodised aluminium reflector & low glare P5 paralite louvre. Suitable for 600 x 600 mm Modular/POP/GYPSUM ceiling

Also available with < 10% THD and constant wattage APFC electronic ballast on request

CAT REF.	WATTAGE	CASE LOT	ALP (₹)
----------	---------	----------	---------



BETA+


CRFQN236EB/P5/G	2X36W CFL	2	5600.00
CRFQN336EB/P5/G	3X36W CFL	2	6350.00

High efficiency designer recessed mirror optic luminaire with opal polycarbonate frame & decorative coloured corner pieces. Optical system comprises of bright anodised aluminium reflector with low glare P5 paralite louvre. Add suffix 'G' to the cat ref. for grey corner pieces. Suitable for 600 x 600 mm Modular/POP/GYPSUM ceiling



T5DIA414EB	4X14W T5	2	5275.00
CRDIA236EB	2X36W CFL	2	4990.00
CRDIA240EB	2X40W CFL	2	5080.00

Decorative Recessed mounted Direct /Indirect luminaire with bright Anodised Aluminium double parabolic cat2 central reflector. Suitable for 600 x 600 mm Modular / POP / GYPSUM ceiling.



T5DIP414EB	4X14W	2	4240.00
CRDIP236EB	2X36W	2	4190.00
CRDIP240EB	2X40W	2	4510.00

Decorative Recessed mounted Indirect /direct luminaire with central patterned diffuser. Opal diffuser is available on request. Suitable for 600 x 600 mm Modular/POP/GYPSUM ceiling.



BUTTERFLY

CRDI236EB/W	2X36W CFL	2	5260.00
CRDIN11236EB/CW	2X36W CFL	2	4400.00
CRDI11236EB/P5/CW	2X36W CFL	2	4450.00

Decorative Recessed Direct/direct luminaire with central double parabolic reflector and satin finish back reflector. Decorative wing shaped side diffusers are provided for soft ambient lighting. CRDIN & CRDI/P5-is available with serated aluminium louvre/P5 louvre respectively and powder coated sheet steel back reflector. Suitable for 600 x 600 mm Modular/POP/GYPSUM ceiling



LUXUS

CRTL414EB	4X14W T5	2	6800.00
CRCLU140EB	1X40W CFL	2	6080.00
CRCLU155EBCW	1X55W CFL	2	7190.00

Recessed Direct /Indirect luminaire with special satin finish anodised aluminium optical assembly. Unique design of back reflector gives soft light component. Central reflectors gives direct light. Suitable for 600 x 600 mm Modular / POP / GYPSUM ceiling

Also available with < 10% THD and constant wattage APFC electronic ballast on request

CAT REF.	WATTAGE	CASE LOT	ALP (₹)
----------	---------	----------	---------



LUXUS/S

CRTL414EB/S	4X14W T5	2	6600.00
CRCLU240EB/S	2X40W CFL	2	6280.00
CRCLU255EBCW/S	2X55W CFL	2	7880.00

Recessed Direct /Indirect luminaire with special satin finish anodised aluminium optical assembly. Unique design of back reflector gives soft light component. Side reflectors gives direct light. Suitable for 600 x 600 mm Modular / POP / GYPSUM ceiling



FLUTE/P5

CRCFL236EB/P5	2X36W CFL	2	3500.00
CRTFL314EBB/P5	3X14W T5	2	3930.00
CRTFL224EB/P5	2X24W T5	2	3500.00

Decorative recessed mounted Direct/ Indirect luminaire with ribbed CRCA powder coated body and central perforated curved deflector with P5 paralite louvre. Suitable for 600 X 600mm modular/POP/ Gypsum ceiling



FLUTE

CRCFL236EB	2X36W CFL	2	3150.00
CRCFL240EB	2X40W CFL	2	3450.00
CRCFL255EBCW	2X55W CFL	2	4760.00
CRTFL314EB	3X14W T5	2	3710.00

Recessed indirect/direct luminaire with ribbed CRCA powder coated housing and central curved deflector. Suitable for 600 x 600 mm Modular / POP / GYPSUM ceiling



TECHLITA

T5CQ11414EB	4X14W T5	2	5600.00
T5CQ11314EBB	3X14W T5	2	5570.00
T5CQ11414EBB	4X14W T5	2	5980.00
T5CQ11228EB	2X28W T5	2	5170.00
T5CQ128EB	1X28W T5	2	3750.00
T5CQ214EB	2X14W T5	2	3300.00

Recessed mounted Cat2 decorative mirror optic luminaire provided with double parabolic specular finish reflector and back folded 3D lamella's for maintaining high LOR. Suitable for 600 x 600 mm Modular / POP / GYPSUM ceiling.



TECHLITA

T5CQ12414EB	4X14W T5	2	4800.00
T5CQ12414EBB	4X14W T5	2	5150.00
T5CQ12424EB	4X24W T5	2	5880.00
T5CQ12314EBB	3X14W T5	2	5230.00
T5CQ12228EB	2X28W T5	2	4760.00

Recessed mounted Cat3 darklite mirror optic luminaire provided with double parabolic reflector with satin finish backfolded 3D cross louvres. Suitable for 600 X 600mm modular/POP/ Gypsum ceiling

Also available with < 10% THD and constant wattage APFC electronic ballast on request



CAT REF.	WATTAGE	CASE LOT	ALP (₹)
TECHLITA			
T5CQ13414EB	4X14W T5	2	4350.00
T5CQ13414EBB	4X14W T5	2	4700.00
T5CQ13314EBB	3X14W T5	2	4620.00
T5CQ13228EB	2X28W T5	2	3950.00

Recessed mounted non category widespread mirror optic luminaire provided with specular finish side reflector and serreted aluminium cross louvres. Suitable for 600 X 600mm modular/POP / Gypsum ceiling



SENTIO-R			
CRTSNC228EB	2X28W T5	1	8200.00
CRTSNC228EB/C	2X28W T5	1	8200.00
CRTSNC128EB	1X28W T5	1	8000.00
CRTSNC128EB/C	1X28W T5	1	8000.00

Elegant recessed independent/continuous mounting luminaire for seamless lighting. Made from extruded aluminium. Powder coated in white finish. End caps made from diecast aluminium Bottom diffuser from high transmittance PMMA acrylic. Please specify number of luminaires in one row for continuous mounting.



TEKZONE			
CRTTZ128EB	1X28W T5	2	4800.00
CRTTZ228EB	2X28W T5	2	5200.00
CRTTZ154EBCW	1X54W T5	2	5200.00
CRTTZ254EBCW	2X54W T5	2	On Request

Armstrong 'Techzone' ceiling luminaire with high transmittance PMMA diffuser. Also available with anodized aluminium cat II reflector.



T8CQ11418EB	4X18W FTL	2	5210.00
T8CQ11236EB	2X36W FTL	2	4650.00




Recessed mounted Cat2 decorative mirror optic luminaire provided with double parabolic specular finish reflector and backfolded 3D lamella's for maintaining high LOR. Suitable for 600 x 600 mm Modular / POP / GYPSUM ceiling



CRFQ12236EB	2X36W FTL	2	4220.00
CRFQ12418EB	4X18W FTL	2	4500.00


Recessed mounted Cat2 decorative mirror optic luminaire provided double parabolic specular finish reflector. Suitable for 600 x 600 mm Modular / POP / GYPSUM ceiling

Also available with < 10% THD and constant wattage APFC electronic ballast on request

	CAT REF.	WATTAGE	CASE LOT	ALP (₹)
	CRFN12236EB	2X36W FTL	2	3920.00
	CRFN12418EB	4X18W FTL	2	4230.00
Recessed mounted widespread mirror optic luminaire provided with anodized aluminium side mirrors and serrated aluminium cross louvres. Suitable for 600 x 600 mm Modular / POP / GYPSUM ceiling.				
	CRFD24EB	2X36/40W FTL	2	4220.00
	CRFD14EB	1X36/40W FTL	2	3130.00
Decorative recessed low glare mirror optic luminaire with double parabolic anodized aluminium cross louvres and suitable for LUXALON TYPE of 100mm false ceiling system				
	CRFG24EB	2X36/40W FTL	2	3460.00
	CRFG14EB	1X36/40W FTL	2	2450.00
Decorative recessed mirror optic luminaire with serrated aluminium cross louvres.				
	CRFG14236EB	2X36W FTL	2	3230.00
	Decorative recessed cum surface mounting mirror optic luminaire with bright anodized aluminium side reflectors and serrated cross louvres.			
	CRFG1324HSB	2X36/40W FTL	2	3250.00
	CRFG1324EB	2X36/40W FTL	2	3300.00
Decorative recessed mirror optic luminaire with bright anodized aluminium cross louvres.				

Also available with < 10% THD and constant wattage APFC electronic ballast on request


CAT REF.	WATTAGE	CASE LOT	ALP (₹)
----------	---------	----------	---------



RADIUM

CRTRA136EB	1X36W T8	2	2660.00
CRTRA128EB	1X28W T5	2	2660.00
CRTRA228EB	2X28W T5	2	3130.00

Recessed/Surface mounted wide light distribution luminaire.



T5CR228EB	2X28W T5	2	3130.00
T5CR128EB	1X28W T5	2	2860.00
T5CR214EB	2X14W T5	2	2440.00

Decorative recessed mirror optic luminaire with serrated aluminium cross louvres.



TLD211EB	2X11W CFL	6	1530.00
TLLD211	2X11W CFL	6	1580.00
TLD218EB	2X18W CFL	6	1510.00

Decorative recessed mirror optic luminaire with serrated/low glare aluminium cross louvres.



TLLD236EB	2X36W CFL	2	2800.00
-----------	-----------	---	---------

Recessed mounting CFL luminaire for CFL with serrated/low glare aluminium cross louvres.




TLLD11218EB/P5	2X18W CFL	4	1800.00
----------------	-----------	---	---------

Recessed mounting CFL luminaire with P5 paralite louvre for low glare application.

Also available with < 10% THD and constant wattage APFC electronic ballast on request

CAT REF.	WATTAGE	CASE LOT	ALP (₹)
----------	---------	----------	---------



CRFP424EB	4X24W T5	2	5480.00
CRFP414EB	4X14W T5	2	5000.00

Recessed mounted decorative luminaire provided with patterned acrylic diffuser. Option of opal acrylic diffuser available on request. Suitable for 600 x 600 mm Modular/POP/GYPSUM ceiling.



T5SA228EB	2X28W T5	2	4500.00
T5SA254EB	2X54W T5	2	4750.00

Decorative recessed mounted wallwasher luminaire having unique reflector design of symmetric & asymmetric light distribution in one luminaire both for task/ambient and vertical/wall wash lighting applications.

SURFACE/WALL MOUNTED LUMINAIRES



DJB1214LSB	1X36/50W FTL	10	930.00
DJB1224LSB	2X36/40W FTL	10	1430.00
DJB1214EB	1X36/40W FTL	10	1150.00
DJB1224EB	2X36/40W FTL	10	1520.00

Surface mounted box type channel finished in white colour.



DIS1114EB	1X36/40W FTL	8	1420.00
DIS1124EB	2X36/40W FTL	8	1980.00

Surface mounted box type luminaire with opal polystyrene diffuser and white ABS plastic end cap.



DIS			
DIS11128EB	1X28W T5	2	1800.00
DIS11228EB	2X28W T5	2	2250.00

Surface mounted box type luminaire suitable single/twin 28W T5 lamps provided with opal polystyrene diffuser

Also available with < 10% THD and constant wattage APFC electronic ballast on request



CAT REF.	WATTAGE	CASE LOT	ALP (₹)
T5LHR28B	1X28W T5	10	825.00
Slim energy saving T5 batton with decorative end caps (with <10% THD ballast)			



T5 WINGS			
CAT REF.	WATTAGE	CASE LOT	ALP (₹)
T5W28REBB	1X28W T5	2	860.00
Slim energy saving T5 box type luminaire, plastic body, small reflector and with <10% THD ballast			



CRTTZ128EB/Cat II	1X28W T5	2	3750.00
CRTTZ228EB/Cat II	2X28W T5	2	4125.00
Decorative surface mounted mirror optics with CAT 2 louver. Also suitable for 'Armstrong Techzone' ceiling			







CSBW1114HSB	1X36/40W FTL	2	2360.00
CSBW1124HSB	2X36/40W FTL	2	3670.00
CSBW1114EB	1X36/40W FTL	2	2530.00
CSBW1124EB	2X36/40W FTL	2	3720.00
Surface mounted mirror optic luminaire with serrated aluminium cross louvres & white engineering plastic end caps.			



CSBW1114EB/N	1X36/40W FTL	2	2510.00
CSBW1124EB/N	2X36/40W FTL	2	3620.00
Decorative Surface mounted mirror optics luminaire with anodized aluminium cross louvres and white engineering plastic end caps.			

Also available with < 10% THD and constant wattage APFC electronic ballast on request

	CAT REF.	WATTAGE	CASE LOT	ALP (₹)
	CSBW1224EB	2X36/40W FTL	2	3290.00
	Surface mounted widespread mirror optic luminaire with serrated aluminium cross louvres & anodized aluminium side reflector. Also available with < 10% THD and constant wattage APFC electronic ballast on request			
	CSLG14HSB	1X36/40W FTL	2	2480.00
	CSLG14EB	1X36/40W FTL	2	2640.00
	CSLG24HSB	2X36/40W FTL	2	3700.00
	CSLG24EB	2X36/40W FTL	2	3790.00
	Decorative Surface mounted low glare mirror optics with anodized aluminium cross louvres and white engineering plastic end caps			
	T5CS228EB	2X28W T5	2	3110.00
	T5CS128EB	1X28W T5	2	2780.00
	T5CS254EB	2X54W T5	2	3730.00
	T5CS154EB	1X54W T5	2	3670.00
	T5CS214EB	2X14W T5	2	2190.00
	Decorative slim surface mounted mirror optics luminaire with serrated aluminium cross louvres and white engineering plastic end cap			
	T5CQS11414EBB	4X14W T5	2	5940.00
	T5CQS11424EB	4X24W T5	2	6300.00
	T5CQS11314EBB	3X14W T5	2	6010.00
	T5CQS11324EB	3X24W T5	2	5990.00
	Surface mounted Cat2 Darklite mirror optic luminaire provided with double parabolic specular finish reflector and backfolded 3D lamell's			
	T5CQS12414EBB	4X14W T5	2	5280.00
	T5CQS12424EB	4X24W T5	2	5650.00
	T5CQS12314EBB	3X14W T5	2	5100.00
	T5CQS12324EB	3X14W T5	2	5300.00
	Surface mounted Cat3 Darklite mirror optic luminaire provided with double parabolic satin finish reflector and backfolded 3D lamell's			

Also available with < 10% THD and constant wattage APFC electronic ballast on request



CAT REF.	WATTAGE	CASE LOT	ALP (₹)
T5CQS13414EBB	4X14W T5	2	4950.00
T5CQS13424EB	4X24W T5	2	5230.00
T5CQS13314EBB	3X14W T5	2	5000.00
T5CQS13324EB	3X14W T5	2	5100.00

Surface mounted Non category widespread mirror optic luminaire provided with specular finish side reflector and serrated aluminium cross louvres



TLE211EB	2X11W CFL	6	1530.00
TLLE211EB	2X11W CFL	6	1550.00
TLE218EB	2X18W CFL	6	1500.00

Decorative Surface mounted mirror optics provided with serrated aluminium cross louvres and white engineering plastic end caps.



TLE236EB	2X36W CFL	2	2580.00
TLLE236EB	2X36W CFL	2	2780.00

Decorative Surface mounted mirror optics with serrated aluminium cross louvres & white engineering plastic end caps.



TLE218EB/P5	2X18W CFL	4	1800.00
CSFQ11236EB/P5	2X36W CFL	2	4000.00
CSFQ11336EB/P5	3X36W CFL	2	4830.00

Surface mounted decorative luminaire provided with low glare P5 paralite louver assembly. Suitable for CFL.

	CAT REF.	WATTAGE	CASE LOT	ALP (₹)
	COC211	2X11W CFL	6	1900.00
	COC211EB	2X11W CFL	6	2030.00
Decorative ceiling/wall mounted luminaire with perforated octagonal CRCA body with opal PMMA diffuser.				
	CBH9	1X9W CFL	12	1000.00
	CBH13	1X13W CFL	12	1000.00
	CBH18	1X18W CFL	12	1000.00
Decorative ceiling/wall mounted BULKHEAD luminaire with engineering plastic housing and top frame with opal PMMA diffuser. Pre-wired with electronic ballast.				
	ORBIT			
	DCR218EB	2X18W 2 pin CFL	6	1300.00
	DCR215EB	2X15W CFL	6	750.00
Elegant ceiling/wall mounted round luminaire with opal acrylic diffuser. Also available in single 18W CFL lamp version and square shape too.				
	TLJ29EB	2x9W CFL	10	1590.00
Decorative ceiling mounted luminaire with opal diffuser				
	CLR11/G	11W 3U DF CFL	1	On Request
Ceiling mounted decorative luminaire with frosted glass diffuser				

CAT REF.	WATTAGE	CASE LOT	ALP (₹)
----------	---------	----------	---------



DCWL15DF	15W DF Spiral	6	1500.00
DCWL15DF/O	15W DF Spiral	6	1500.00

Wall mounted decorative bracket light with injection moulded ABS body and unbreakable ribbed translucent globe. Also available in Opal diffuser



WLR20/G	20W 3U DF CFL	1	On Request
---------	---------------	---	------------

Wall mounted decorative bracket light with designer frosted glass globe



WLV20/G	20W 3U DF CFL	1	On Request
---------	---------------	---	------------

Wall mounted decorative bracket light with front frosted & side clear glass



SUSPENDED/PENDENT FLUORESCENT LUMINAIRES


CAT REF.	WATTAGE	CASE LOT	ALP (₹)
----------	---------	----------	---------



SENTIO-SUSPENDED

CPTSN15228EBCW	2X28W T5	1	16700.00
CPTSN15254EBCW	2X54W T5	1	16700.00

Well crafted suspended suspended Up/Down lighting luminaire with extruded aluminium silver finish housing and high transmittance PMMA diffuser.
PC2/14/28 T5 Prol & EBBG254T5-CW Electronic Ballast to be orderd seprately



LIBERTY

CPTLB228EB	2X28W T5	2	6000.00
CPTLB228EB/C	2X28W T5	2	6000.00
CPTLB154EBCW	2X54W T5	2	On Request
CPTLB254EBCW	2X54W T5	2	On Request

Elegant, sleek suspended Up/Down lighting luminaire with CRCA, powder coated white body and brigh anodized aluminium lamella's. Luminaire can be mounted individually or in continuous way.



SENTIO-C

CPTSNC228EB	2X28W T5	1	9500.00
CPTSNC228EB/8 (2 luminaires)	2X28W T5	1	18500.00
CPTSNC128EB	1X28W T5	1	9000.00
CPTSNC128EB/C	1X28W T5	1	9000.00

Suspended independent/continuous mounting luminaire for seamless lighting. Luminaire is made from extruded aluminium powder coated in white finish. Bottom diffuser is made from high transmittance PMMA. Suspension system is provided along with luminaire.
Please specify number of luminaires in one row for continuous mounting.



AESTHETICA/CAT2

T5CXN228EB/Cat2	2X28W T5	2	5760.00
T5CXNU228EB/Cat2	2X28W T5	2	6100.00
T5CXN254EBCW/Cat2	2X54W T5	2	On Request

Suspended Up/Down light luminaire with decorative double parabolic shallow Cat2 reflector and backfolded 3D cross louvres



AESTHETICA

T5CXN228EB	2X28W T5	2	5010.00
T5CXN254EB	2X54W T5	2	5560.00
T5CXNU228EB	2X28W T5	2	5230.00
T5CXNU254EB	2X54W T5	2	5780.00
T5CXN214EB	2X14W T5	2	3340.00
T8CXN236EB	2X36W FTL	2	4990.00

Ultraslim aluminium extruded suspended/ceiling mounted luminaire with silver grey finish suitable for T5 HE/HO lamp. T5CXNU - is an Up/Down light

Also available with < 10% THD and constant wattage APFC electronic ballast on request



CAT REF.	WATTAGE	CASE LOT	ALP (₹)
TRF25	1X25W CFL-DF	1	4030.00
TRF218EB	2X18W CFL	1	5370.00
TRF226EB	2X26W CFL	1	5500.00
TRF142EB	1X42W CFL	1	On Request
TRF242EB	2X42W CFL	1	5470.00

Ceiling suspended dome shaped refractor optics luminaire with bottom cover suitable for CFL & HID lamp. Provided with suspension system.

Note: These luminaires are also available without cover. Please add suffix 'O' to Cat Ref. and reduce corresponding ALP by Rs. 500/-



DECORATIVE INTEGRAL PENDENT TYPE







TRFB65/85/BC	65/85W CFL-DF	1	6530.00
TRFB65/85/ES	65/85W CFL-DF	1	6580.00

Decorative pendant type Luminaire comprises of spun aluminium canopy & Injection moulded UV stabilized polycarbonate refractor and bottom cover for 3 dimensional light distribution. Suitable for 65/85W CFL-DF. Recommended for illuminating Shopping Plaza / Shopping Complex, Showrooms, Hotel Reception, Cafeteria etc.

Note: These luminaires are also available without cover. Please add suffix 'O' to Cat Ref. and reduce corresponding ALP by Rs. 500/-



LIGHTING MANAGEMENT SYSTEM

	CAT REF.	WATTAGE	CASE LOT	ALP (₹)
	DIGITAL PIR SENSOR WITH DIMMING #			
	K4029	PIR	-	17630.00
Digital PIR sensor with Occupancy & active photocell for Analogue dimming - Flush mount.				
	DIGITAL PIR SENSOR WITH DIMMING #			
	K4024	PIR	-	21900.00
Digital PIR sensor with Occupancy & active photocell for DALI dimming - Flush mount.				
	DIGITAL PIR SENSOR WITH DIMMING #			
	K4019	PIR	-	11420.00
Digital PIR sensor with Occupancy & active photocell for DSI/DALI dimming - Flush mount.				
	HF SENSOR #			
	K4030	HF	-	16000.00
Recessed mounted High Frequency Sensor.				
	ANALOG PIR SENSOR #			
	K5015	PIR	-	6270.00
	K5016	PIR	-	6270.00
Analog PIR sensor with Occupancy & passive photocell for switching output. K5015 : Flush mounted K5016 : Surface mounted				
	DIGITAL PIR SENSOR #			
	K4015	PIR	-	8410.00
Digital PIR sensor with occupancy & active photocell for switching output - Slimline Flush mount.				

Please contact local CG representative for price details. Normal policy not applicable.



CONTROLITE - LIGHTING MANAGER

Cat. Ref.	No. of Channels	Type of Channels	MRP (₹)
LMAA50KB01	6	4 DALI + 2 ON/OFF	On Request
LMBB50KB01	6	4 DSI + 2 ON/OFF	On Request
LMCC50KB01	6	4 ANALOG + 2 ON/OFF	On Request
LMAB50KB01	6	2 DALI + 2DSI + 2 ON/OFF	On Request
LMAC50KB01	6	2 DALI + 2 ANALOG + 2 ON/OFF	On Request
LMBC50KB01	6	2 DSI + 2 ANALOG+ 2 ON/OFF	On Request

Compact lighting scene controller for conference room, meeting room. Four dimming channel support : 1-10 V, DSI, DALI & 2 nos of ON/OFF channel.
 Create 16 scenes with the help of 6 groups.
 Digital power output upto 800 VA per channel.
 Infra red remote control.
 Additional 1no DALI power supply is required for 2 nos DALI channel support.







Hospitality & Retail LUMINAIRES



LED - HOSPITALITY & RETAIL LUMINAIRES

	CAT REF.	WATTAGE	CASE LOT	MRP (₹)
LED	LMR5W36-WW #	5	12	800.00
	5W MR16 LED lamp with driver, 36 degree beam angle, silver gray body in metal white in cap & front ring			

NEW

LED	LGU5W36-WW #	5	10	830.00
	5W GU10 LED lamp with driver, 36 degree beam angle, silver gray body in metal white in cap & front ring			

NEW

Net billing products. Discount policy not applicable.

	CAT REF.	WATTAGE	CASE LOT	ALP (₹)
LED	LGSR-07-W	7	12	3150.00
	Round recess mounted Spot Light with CMC Aluminium body with Ivory White powder Coating finish, COB LED CCT 3000K, 520 Lm, 86mm Dia.			

NEW

LED	LGSS-07-W	7	10	3250.00
	Square Shape recess mounted Spot light with CMC Aluminium body with Ivory White powder Coating finish, COB LED 3000K, 520 Lm, 86mm Dia.			

NEW

LED	LGSR-10-W	10	10	4550.00
	Round recess mounted Projected out tilttable CMC Aluminium body with Ivory White powder Coating finish COB LED Spot light CCT 3000K, 710 Lm, 90mm Dia.			

NEW

LED	LGSR-18-W	18	10	8575.00
	Round tilttable CMC Aluminium body with Ivory White powder Coating finish COB LED Spot light CCT 3000K, 155mm Dia, 1330 Lm			

NEW



Smart solutions.
Strong relationships.

gen//LED

	CAT REF.	WATTAGE	CASE LOT	ALP (₹)
LED  NEW	LGSR-20-W	20	10	7650.00
	Round Recess mounted Spot Light CMC Aluminium body with Ivory White powder Coating finish, COB LED CCT 3000K, 130mm Dia, 1330 Lm			
LED  NEW	LGSR1-20-W	20	10	7700.00
	Round recess mounted Spot Light with CMC Aluminium body with Ivory White powder Coating finish with black rim, COB LED CCT 3000K, 130mm Dia, 1330 Lm			
LED  NEW	LGSR5-23-W	23	10	9300.00
	Round Surface mounted Spot light with CMC Aluminium body with Ivory White powder Coating finish, COB LED Spot light CCT 3000K, 150mm Dia, 1700 Lm			
LED  NEW	LGSS-20-W	2 x 20	10	9300.00
	Rectangle recess mounted tiltable Spot Light with CMC Aluminium body with Ivory White powder Coating finish with, COB LED CCT 3000K, Dimension L-130 W-230 H-100mm, 1480 Lm			
LED  NEW	LGTS-18-W	18	10	12850.00
	Track light surface mounted adjustable Spot Light with CMC Aluminium body with Ivory White powder Coating finish with, COB LED CCT 3000K, 520 Lm			

CAT REF.	WATTAGE	CASE LOT	ALP (₹)
----------	---------	----------	---------



LGSSR-10-W	10	10	5400.00
------------	----	----	---------

Surface mounted Spot Light with CMC Aluminium body with Ivory White powder Coating finish with, COB LED CCT 3000K, 740 Lm



LGSUSR-10-W	10	10	6000.00
-------------	----	----	---------

Suspend mounted Spot Light with CMC Aluminium body with Ivory White powder Coating finish with, COB LED CCT 3000K, 740 Lm








LGSTR-07-W	7	10	4400.00
------------	---	----	---------


Surface mounted Tilttable Spot Light with CMC Aluminium body with Ivory White powder Coating finish with, COB LED CCT 3000K, 520 Lm



EXIT & EMERGENCY LUMINAIRES

	CAT REF.	WATTAGE	CASE LOT	ALP (₹)
 <p>LED</p> <p>NEW</p>	LSSR2C	3	1	11500.00
Ceiling hanged, LED Emergency Exit Signage Luminaire. Lit up using regular mains supply. Comes with a unique re-chargeable Ni-Cd battery capable of Emergency back-up upto 2 hours. Hanging accessories as shown in the picture need to be ordered separately				
 <p>LED</p> <p>NEW</p>	LSSR5R	3	1	11900.00
Recessed, LED Emergency Exit Signage Luminaire. Lit up using regular mains supply. Comes with a unique re-chargeable Ni-Cd battery capable of Emergency back-up upto 5 hours				
 <p>LED</p> <p>NEW</p>	LSSR5W	3	1	11900.00
Wall-mounted, LED Emergency Exit Signage Luminaire. Lit up using regular mains supply. Comes with a unique re-chargeable Ni-Cd battery capable of Emergency back-up upto 5 hours. Hanging accessories as shown in the picture need to be ordered separately				
 <p>LED</p> <p>NEW</p>	LSS3RS	1	1	9500.00
Surface-mounted, LED Emergency Exit Signage Luminaire. Lit up using regular mains supply. Comes with a unique re-chargeable Ni-Cd battery capable of Emergency back-up upto 3 hours. Hanging accessories as shown in the picture need to be ordered separately				
 <p>LED</p> <p>NEW</p>	LEPR1R	1	1	9500.00
Rectangle recess mounted tilttable Spot Light with CMC Aluminium body with Ivory White powder Coating finish with, COB LED CCT 3000K, Dimension L-130 W-230 H-100mm, 1480 Lm				

FLUORESCENT & HID LUMINAIRES

	CAT REF.	WATTAGE	CASE LOT	ALP (₹)
	DDLH18EB/N6	1X18W CFL	12	1210.00
	DDLH218EB/N6	2X18W CFL	12	1490.00
Recessed mounted horizontal lamp downlight with bright anodized aluminium reflector & integral control gear				
	DDLH218EB/G/B6	2X18W CFL	12	1940.00
	DDLH226EB/G/B8	2X26W CFL	12	2710.00
Recessed mounted horizontal lamp downlight with bright anodized aluminium reflector, frosted glass diffuser for soft ambient illumination and integral control gear.				
	DDLH118EB/G/SQ	1X18W CFL	12	2000.00
	DDLH218EB/G/SQ	2X18W CFL	12	2100.00
Recessed mounted horizontal lamp downlight with bright anodized aluminium reflector, frosted glass diffuser for soft ambient illumination and integral control gear.				
Also available with < 10% THD and constant wattage APFC electronic ballast on request				
	DDLHR118EB/S	1X18W CFL	12	1340.00
	DDLHR218EB/S	2X18W CFL	12	1630.00
	DDLHR213EB/S	2X13W CFL	12	1630.00
Recessed mounted horizontal lamp downlight with matt finish reflector for glare free illumination.				
	DDLHR118EB/SL	1X18W CFL	12	1280.00
	DDLHR218EB/SL	2X18W CFL	12	1600.00
	DDLHR213EB/SL	2X13W CFL	12	1600.00
Recessed mounted horizontal lamp low height (85mm) downlight with matt finish reflector for glare free illumination. Suffix 'L' indicates low height.				

	CAT REF.	WATTAGE	CASE LOT	ALP (₹)
	DDLHR118EB/G/S	1X18W CFL	12	1470.00
	DDLHR218EB/G/S	2X18W CFL	12	1780.00
	DDLHR213EB/G/S	2X13W CFL	12	1780.00
Recessed mounted horizontal lamp downlight with matt finish reflector and centre frosted toughened glass for glare free illumination.				
	DDLHR118EB/G/SL	1X18W CFL	12	1450.00
	DDLHR218EB/G/SL	2X18W CFL	12	1740.00
	DDLHR213EB/G/SL	2X13W CFL	12	1740.00
Recessed mounted horizontal lamp low height (85mm) downlight with matt finish reflector and centre frosted toughened glass for glare free illumination. Suffix 'L' indicates low height				
	DDSH218EB/G	2X18W 2 pin CFL	12	2150.00
	DDSH118EB/G	1X18W 2 pin CFL	12	1950.00
Surface mounted decorative downlight suitable for 1/2X18W CFL Lamp.				
	DDLVA03(G12)	1X35W G12 MH	12	5950.00
	DDLVA07(G12)	1X70W G12 MH	12	5950.00
Recessed mounted downlight luminaire suitable for 35/70W CDMT/Quartz type G12 MH Lamp. Provided with independent electronic control gear mounted in plastic housing.				
	DDLVA03(G12)	1X35W G12 MH	12	8090.00
	DDLVA07(G12)	1X70W G12 MH	12	8090.00
Recessed mounted die cast aluminium accent lighting adjustable downlight luminaire suitable for 35/70W CDMT/Quartz type G12 MH Lamp. Provided with independent electronic control gear mounted in plastic housing.				

Also available with < 10% THD and constant wattage APFC electronic ballast on request



CAT REF.	WATTAGE	CASE LOT	ALP (₹)
TRUNKING SYSTEM			
TRNC36/X	3.6M Trunking	2	On Request
TRNC24/X	2.4M Trunking	2	On Request
TRNC12/X	1.2M Trunking	2	On Request

Extruded aluminium trunking system with option of attachment symmetric & asymmetric



Walmart
沃尔玛

for baby

7-81

18
28

27.9

19

VS

送

送





Cleanroom & Healthcare LUMINAIRES



CLEANLUX LED



CAT REF.	WATTAGE	CASE LOT	ALP (₹)
LTRP40CL22CD	40W LED	1	On Request
LTRP50CL22CD	50W LED	1	On Request
LTRP60CL22CD	60W LED	1	On Request

Recessed, Top Opening LED Cleanroom Luminaire, Suitable for Walkable-Metal/ RCC Ceilings & comes with variable mounting studs as per depth of the ceiling. Luminaire comes with UV Resistant, Polycarbonate Cover. IP 65 housing



LBRP40CL22CD	40W LED	1	On Request
LBRP50CL22CD	50W LED	1	On Request
LBRP60CL22CD	60W LED	1	On Request

Recessed, Bottom Opening LED Cleanroom Luminaire, suitable for Modular Ceilings. Luminaire is provided with unique adjustable mounting system as per depth of the ceiling. IP 65 housing









LBSP40CL22CD	40W LED	1	On Request
LBSP50CL22CD	50W LED	1	On Request
LBSP60CL22CD	60W LED	1	On Request







Surface Mounted, LED Cleanroom Luminaire. Luminaire comes with UV Resistant, Polycarbonate Cover. IP 65 housing




CLEANLUX FLUORESCENT

	CAT REF.	WATTAGE	CASE LOT	ALP (₹)
	CRTCL228EB	2X28W T5	1	On Request
	CRTCL254EBCW	2X54W T5	1	On Request
Recessed, Top Opening Energy Saving Cleanroom Luminaire, suitable for Walkable -Metal/ RCC Ceilings. Luminaire is provided with unique adjustable mounting system as per depth of the ceiling. IP 65 housing				
	CRTCL414EBB	4X14W T5	1	On Request
Recessed, Top Opening Energy Saving Cleanroom Luminaire, suitable for Walkable -Metal/ RCC Ceilings. Luminaire is provided with unique adjustable mounting system as per depth of the ceiling. IP 65 housing				
	CRCL236EB(595)	2x36W CFL	1	12410.00
	CRCL336EB(595)	3x36W CFL	1	13070.00
Recessed, Top Opening CFL Cleanroom Luminaire, suitable for Walkable -Metal/ RCC Ceilings. Luminaire is provided with unique adjustable mounting system as per depth of the ceiling. IP 65 housing				
	CRCL218EB(300)	2x18W CFL	1	On Request
Recessed, Top Opening CFL Cleanroom Luminaire, suitable for Walkable -Metal/ RCC Ceilings. Luminaire is provided with unique adjustable mounting system as per depth of the ceiling. IP 65 housing				
	CRCL255EBCWKS	2x55W CFL	1	On Request
	CRCL355EBCWKS	3x55W CFL	1	On Request
	CRCL455EBCWKS	4x55W CFL	1	On Request
Recessed, Top Opening CFL Cleanroom Luminaire, suitable for Walkable -Metal/ RCC Ceilings. Luminaire is provided with unique adjustable mounting system as per depth of the ceiling. IP 65 housing				
	CRTCL240EB	2x36 40 FTL	1	On Request
Recessed, Top Opening FTL Cleanroom Luminaire				

Also available with < 10% THD and constant wattage APFC electronic ballast on request


	CAT REF.	WATTAGE	CASE LOT	ALP (₹)
	CRFW12228EB	2x28 T5	2	6040.00
	CRFW12254EBCW	2x54 T5	2	6450.00
Recessed, Bottom Opening Energy Saving Cleanroom Luminaire, with Clear Acrylic, UV Resistant cover, suitable for Modular Ceilings. Also available in SS Frame. IP 65 housing				
	CRFW12414EBB	4x14 T5	2	7600.00
	Recessed, Bottom Opening Energy Saving Cleanroom Luminaire, with Clear Acrylic, UV Resistant cover, suitable for Modular Ceilings. Also available in SS Frame. IP 65 housing			
	CRFW12218EB(300)	2x18 CFL	2	3500.00
	Recessed, Bottom Opening CFL Cleanroom Luminaire, with Clear Acrylic, UV Resistant cover, suitable for Modular Ceilings. Also available in SS Frame. IP 65 housing			
	CRFW12236EB(255)	2x36 CFL	2	4100.00
	Recessed, Bottom Opening CFL Cleanroom Luminaire, with Clear Acrylic, UV Resistant cover, suitable for Modular Ceilings. Also available in SS Frame. IP 65 housing			
	CRFW12236EB(595)	2x36 CFL	2	6680.00
	CRFW12336EB(595)	3x36 CFL	2	7310.00
	CRFW255EBCWKSL	2x55 CFL	1	On Request
	CRFW355EBCWKSL	3x55 CFL	1	On Request
	CRFW455EBCWKSL	4x55 CFL	1	On Request
Recessed, Bottom Opening CFL Cleanroom Luminaire, with Clear Acrylic, UV Resistant cover, suitable for Modular Ceilings. Also available in SS Frame. IP 65 housing				
	CRFW12242EB	2x36/40 FTL	2	6010.00
	Recessed, Bottom Opening FTL Cleanroom Luminaire, with Clear Acrylic, UV Resistant cover, suitable for Modular Ceilings. Also available in SS Frame. IP 65 housing			
Also available with < 10% THD and constant wattage APFC electronic ballast on request				

CAT REF.	WATTAGE	CASE LOT	ALP (₹)
----------	---------	----------	---------




CSFW12236EB(595)	2x36 CFL	2	5780.00
CSFW12336EB(595)	3x36 CFL	2	6320.00

Surface Mounted Cleanroom Luminaires with Clear Acrylic, UV Resistant cover.
Also available in SS Frame. IP 65 Housing



CSFW12228EB	2x28 T5	2	5880.00
CSFW12254EBCW	2x54 T5	2	6450.00

Surface Mounted Cleanroom Luminaires with Clear Acrylic, UV Resistant cover.
Also available in SS Frame. IP 65 Housing



CARE+

CWTCA314EB	3X14 T5 + 3W LED	1	10810.00
------------	------------------	---	----------

Wall mounted decorative luminaire made from extruded aluminium, powder coated in white colour & provided with elegant end caps. Useful as hospital / guest house / Hotel bed light luminaire.





Industrial LUMINAIRES



LED - INDUSTRIAL LUMINAIRES

CAT REF.	LAMP TYPE	CASE LOT	ALP (₹)
----------	-----------	----------	---------



PLATINUM BAY

LHBB-90-CDL	90	1	40000.00
LHBB-90-CDL-NB	90	1	43500.00
LHBB-90-CDL-MB	90	1	43500.00


Equipped with state of the art Synjet Active Cooling Technology & Chip on Board LEDs, it is the technically most advanced LED Highbay available in market.



GALAXY-I

LHBBX-90-CDL	90	1	38000.00
--------------	----	---	----------

LED Highbay luminaire comprises of die cast canopy, control gear housing & glass to provide great lighting experience to industrial applications. Lamp compartment with IP66 protection.



GALAXY-II

LHBBX-150-CDL	150	1	58500.00
LHBBX-180-CDL	180	1	62000.00

LED Highbay luminaire comprises of die cast canopy, control gear housing & glass to provide great lighting experience to industrial applications. Lamp compartment with IP66 protection.



LWV-36-CDL	36W	6	13200.00
------------	-----	---	----------

LED Well glass luminaire comprises of die cast canopy, control gear housing & glass to provide great lighting experience to industrial applications.



IGP131LT8-16	1xLT8-16W	10	700.00
IGP132LT8-16	2xLT8-16W	10	800.00


Industrial box type luminaire with CRCA body precoated white & prewired for LED Tube. Available with single & double lamp housing.




IPFC111LT8-16	1xLT8-16W	4	2670.00
IPFC112LT8-16	2xLT8-16W	4	3210.00

Industrial box type luminaire with CRCA body precoated white & prewired for LED Tube. Available with single & double lamp housing.


INDUSTRIAL GENERAL PURPOSE FTL LUMINAIRES

CAT REF.	LAMP TYPE	CASE LOT	ALP (₹)	
	IGP1414HSB	1X36W FTL	10	1110.00
	IGP1424HSB	2X36W FTL	10	1640.00
	IGP1414EB	1X36W FTL	10	1250.00
	IGP1424EB	2X36W FTL	10	1700.00
	IGP1314HSB	1X36W FTL	10	1100.00
	IGP1324HSB	2X36W FTL	10	1660.00
	IGP1314EB	1X36W FTL	10	1240.00
	IGP1324EB	2X36W FTL	10	1630.00


Box type channel with white finish and white coloured contoured decorative plastic end caps.

	RPC1214	1X36W FTL	10	580.00
	RPC1224	2X36W FTL	10	690.00
	RBA1214	1X36W FTL	10	870.00
	RBA1224	2X36W FTL	10	1090.00


Reflectors for Industrial battens. RPC (Powder coated), RBA (Bright anodised).
To be used with IGP1414/IGP1424 Luminaire.

	RPC14	1X36W FTL	10	570.00
	RPC24	2X36W FTL	10	700.00
	RBA14	1X36W FTL	10	910.00
	RBA24	2X36W FTL	10	1140.00

Reflectors for Industrial battens. RPC (Powder coated), RBA (Bright anodised).
To be used with IGP1314/IGP1324 Luminaire.

	IPC1414HSB	1X36W FTL	10	1590.00
	IPC1424HSB	2X36W FTL	10	2310.00
	IPC1414EB	1X36W FTL	10	1750.00
	IPC1424EB	2X36W FTL	10	2280.00

Industrial Box type channel with powder coated reflector.

	IBA1414HSB	1X36W FTL	10	1880.00
	IBA1424HSB	2X36W FTL	10	2620.00
	IBA1414EB	1X36W FTL	10	2010.00
	IBA1424EB	2X36W FTL	10	2570.00

Industrial Box type luminaire with bright anodized aluminium reflector.

Also available with < 10% THD and constant wattage APFC electronic ballast on request



CAT REF.	LAMP TYPE	CASE LOT	ALP (₹)
T5RSF28EB	1X28W T5	10	1590.00
T5RSF228EB	2X28W T5	10	2000.00

Sleek channel type Luminaire with epoxy power coated CRCA housing, reflector and decorative end caps. (Also available in single and twin versions for 14W and 54W T5 lamps - Price on request)




T5GP28EB	1X28W T5	10	1270.00
T5GP228EB	2X28W T5	10	1690.00
T5GP28EBS	1X28W T5	10	1180.00
T5GP28EBS9	1X28W T5	10	920.00

Sleek channel type T5 luminaire with elegently designed decorative end caps.



T5JB1328EB	1x28W T5	20	1070.00
T5JB13114EB	1X14W T5	20	970.00
T5JB1328REB	1x28W T5	20	1390.00
T5JB1328EB9	1x28W T5	20	750.00
T5JB13114EB9	1X14W T5	20	670.00
T5JB1328REB9	1x28W T5	20	1030.00

Surface mounted slim decorative box type luminaire with CRCA housing & decoative end caps



T5JB13228EB9	2X28W T5	20	1200.00
T5JB13228REB9	2X28W T5	20	1600.00

Surface mounted slim decorative box type luminaire with CRCA housing & decorative end caps



DIJB1214EB	1X36W T8	20	1100.00
DIJB1214EB9	1X36W T8	20	720.00
DIJB1214REB	1X36W T8	20	1550.00
DIJB1214REB9	1X36W T8	20	1220.00

Surface mounted slim decorative box type luminaire with CRCA housing & decoative end caps

Also available with < 10% THD and constant wattage APFC electronic ballast on request

CAT REF.	LAMP TYPE	CASE LOT	ALP (₹)
IGP1514EB/EP	1X36/40W T8/T12	6	9700.00
IGP1524EB/EP	2X36/40W T8/T12	6	10550.00



Box type channel & cover in reflector white from inside and outside. Pre-wired with Electronic Ballast and Power Pack with Nickel Cadmium Battery. The Battery back up drives a single 36/40W FTL at 17% light output for 2 hours during power failure.

DUSTPROOF / CORROSIONPROOF / VAPOURPROOF FTL LUMINAIRES

IPFC1114HSB	1X36W FTL	4	3730.00
IPFC1124HSB	2X36W FTL	4	4800.00
IPFC1114EB	1X36W FTL	4	3850.00
IPFC1124EB	2X36W FTL	4	4590.00
T5PFC11128EB	1X28W T5	6	3640.00
T5PFC11228EB	2X28W T5	6	4670.00
T5PFC11154EB	1X54W T5	6	4670.00
T5PFC11254EB	2X54W T5	6	5380.00



Industrial corrosion resistant IP66 luminaire with polycarbonate body, polycarbonate cover and SS toggles.

BULK HEAD/LOW BAY LUMINAIRES

IBH1110ES/BC	1X100W GLS	12	540.00
ICBH10	1X10W CFL	12	830.00



Industrial Bulkhead luminaire IP43 with cast aluminium body, heat resistant glass cover and powder coated wireguard.

DFBH DD-15/20/25	15/20/25W DF CFL	6	1050.00
ICBH-DD26EB	1X26W 4 Pin CFL	6	1920.00



Decorative industrial IP54 bulkhead with deep drawn CRCA powder coated body and opal acrylic diffuser.

IBH1107IH/SV/WI	70W HPSV T/E	4	3650.00
IBH1107IH/MH	70W MH(E)	4	3770.00
MHBH1107IH	70W MH(DE)	4	3910.00



Industrial Bulkhead IP54 luminaire with diecast aluminium body, heat resistant patterned glass cover, MS galvanised wireguard and cable gland.

CAT REF.	LAMP TYPE	CASE LOT	ALP (₹)
----------	-----------	----------	---------




LMHA1107IH	70W MH(DE)	2	3960.00
LMHA1115IH	150W MH(DE)	2	4590.00

Industrial Low Bay luminaire with CRCA MS housing in stove enamelled white and toughened heat resistant glass cover and asymmetrical reflector



LMA1108IH/BC	80W HPMV(E)	2	3400.00
LMA1112IH/BC	125WHPMV(E)	2	3540.00
LSA1107IH/WI	70W HPSV(E)	2	3670.00
LSA1107IH/MH	70W MH(E)	2	3730.00

Industrial Low Bay luminaire with CRCA MS housing in stove enamelled white and toughened heat resistant glass cover.



FCLT15IH	150W DE MH	1	10810.00
----------	------------	---	----------

Surface mounted decorative lowbay luminaire with single piece diecast aluminium housing. Asymmetric aluminium reflector is coated with special High temperature, high reflective (HT-HRC), low gloss paint.

INDUSTRIAL WELLGLASS LUMINAIRES




DWS25	1X25W DF	6	2310.00
DWS35	1X35W DF	6	2310.00

Industrial well glass luminaire with engineering plastic compression moulded canopy, glass, wire guard. Suitable for corrosive environment and alumina plant.




IWV1210BC	100W GLS	6	910.00
IWV1208BC	80W HPMV(E)	6	970.00
IWV1212BC	125WHPMV(E)	6	910.00
IWV1208ES	80W HPMV	6	970.00
SWV1207ES	70W HPSV(E)	6	980.00


Non integral industrial dust proof wellglass luminaire with pressure die cast aluminium housing in hammertone grey finish fitted with clear glass cover and wire guard.

CAT REF.	LAMP TYPE	CASE LOT	ALP (₹)	
	IWV1320BC	1X200W GLS/160W MLL	6	1360.00
	IWV1320ES	1X200W GLS/160W MLL	6	1400.00
	SWV1315	1X150W HPSV(E)	6	1580.00
	MHVV1315	1X150W MH(E)	6	1480.00
	CWV11325/DF	1X25W CFL-DF	6	1370.00


Non integral wellglass luminaire comprise of die cast canopy, glass, wire guard, reflector optional

	IWV1508IH/BC	80W HPMV	6	3040.00
	IWV1512IH/BC	125W HPMV	6	3250.00
	SWV1507IH/WI	70W HPSV(E)	6	3510.00
	MHVV1507IH	70MH (E)	6	3520.00


Integral industrial wellglass luminaire with side mounted integral control gear box. Pressure die cast aluminium housing in grey finish fitted with clear glass cover and wireguard.

	IWV1608IH/BC	80W HPMV	6	2780.00
	IWV1608IH/ES	80W HPMV	6	2850.00
	SWV1607IH/WI	70W HPSV(E)	6	3190.00
	SWVN1607IH/WI	70W HPSV(E)	6	3150.00
	IWVN1608IH/BC	80W HPMV	6	2780.00
	IWVN1608IH/ES	80W HPMV	6	2850.00

Integral industrial wellglass luminaire with top mounted integral control gear box. Pressure die cast aluminium housing in grey finish fitted with clear glass cover and wireguard

	IWV1608/BC	80W HPMV	6	1370.00
	IWV1608/ES	80W HPMV	6	1430.00
	IWV1612/BC	125W HPMV	6	1370.00
	IWV1612/ES	125W HPMV	6	1430.00
	IWV1610/BC	100W GLS	6	1370.00
	MHVV1607	70W MH E	6	1420.00

Non integral industrial wellglass luminaire. Pressure die cast aluminium housing in grey finish. Fitted with clear glass cover and wireguard. Separate control gear box to be used.

	IWV1712IH/ES	125W HPMV	6	3850.00
	IWV1712IH/BC	125W HPMV	6	3800.00
	SWV1715IH	150W HPSV(E)	6	4630.00
	MHVV1707IH	70MH(E)	6	3950.00
	MHVV1715IH	150MH(E)	6	4570.00

Integral industrial IP65 wellglass luminaire with pressure die cast aluminium housing in grey finish, fitted with clear glass cover and wire guard. IP66 available on request.

CAT REF.	LAMP TYPE	CASE LOT	ALP (₹)
----------	-----------	----------	---------



IWV1725/TG	250W HPMV(E)	6	3940.00
SWV1725/TG	250W HPSV(E)	6	4110.00

Non integral industrial wellglass luminaire made of pressure die cast aluminium housing in grey finish, fitted with clear toughened glass cover and wireguard. Separate control gear box to be used.



CWV17218	2X18W CFL	6	2890.00
CWV17218EB	2X18W 4 Pin CFL	6	3200.00
CWV17126EB	1X26W 4 Pin CFL	6	2840.00
CWV17226EB	2X26W 4 Pin CFL	6	3300.00
CWV1745ES/BC	1X45W DF-CFL	6	2500.00
CWV1765ES/BC	1X65W DF-CFL	6	2500.00

Integral industrial wellglass luminaire suitable for CFL. Housing made from pressure die cast aluminium housing in grey finish fitted with clear glass cover and wireguard.



IWV1825IH/ES/TG	250W HPMV	6	9150.00
SWV1815IH	150W HPSV	6	7110.00
SWV1825IH/TG	250W HPSV	6	9840.00
MHVV1815IH	150W MH	6	7110.00
MHVV1825IH/TG	250W MH	6	9840.00

Integral industrial wellglass luminaire comprises of single housing die cast canopy for lamp compartment and control gear compartment fitted with clear glass cover and wire guard.

INDUSTRIAL NON INTEGRAL HIGH BAY/MEDIUM BAY LUMINAIRES



IHB1125	250W HPMV	8	2220.00
IHB1140	400W HPMV	8	2340.00
SHB1115	150W HPSV(E)	8	2270.00
SHB1125	250W HPSV(E)	8	2270.00
SHB1140	400W HPSV(E)	8	2420.00

Non Integral industrial High bay luminaire which require separate control gear boxes. Please add suffix /P for enclosed type non integral industrial High bay luminaire



IMB1125/40	250/400W HPMV	8	2350.00
SMB1115/25/40	150/250/400 HPSV(E)	8	2270.00

Non Integral industrial Medium bay luminaire which requires separate control gear boxes. Please add suffix /P for enclosed type non integral industrial Medium Bay luminaire



HIGH BAY/MEDIUM BAY IP66 LUMINAIRES

CAT REF.	LAMP TYPE	CASE LOT	ALP (₹)
YES SHOW 600 #	(*Please order Semi Refractor, Lens and Gear Tray separately)		
CG YES SHOW-59154	250W HPSV/MH-E	1	On Request
CGYESSHOW-59266 (Housing)			
GT25S-YESSHOE (Geary Tray)			
GT25MH-YESSHOW (Geary Tray)			
CGYESSHOW-60585 (Lens/Glass)			
CGYESSHOW-60563 (Semi Refractor)			
CG YES SHOW-59157	400W HPSV/MH-E	1	On Request
CGYESSHOW-59266 (Housing)			
GT40S-YESSHOW (Gear Tray)			
GT40MH-YESSHOW (Gear Tray)			
CGYESSHOW-60585 (Lens/Glass)			
CGYESSHOW-60563 (Semi Refractor)			



Aesthetically appealing high end luminaire with semirefractor optics (part high purity aluminium reflector and part polycarbonate refractor) suitable for highbay applications in shopping malls, sports courts, etc.



YES TECH SAFE #	(*Please order Gear Tray separately)		
CG YES 1TS-50169/25	50W & Halogen 150W E2	1	On Request

Especially designed for commercial and industrial applications. The luminaire has an inbuilt electronic switch device capable of lighting an auxiliary Halogen lamp in case of mains power failure. Similarly the halogen lamp switches off once the discharge lamp switches on fully.

Please contact local CG representative for price details. Normal policy not applicable.



Coupler for Volumina

#

+



Control Gear Housing is common for Highbay/Mediumbay CG Housing (Capsule)

+



Reflector

=



Vertical Highbay
Medium/Highbay

CAT REF.	ALP (₹)	CAT REF.	ALP (₹)	CAT REF.	ALP (₹)
----------	---------	----------	---------	----------	---------



SHB1307IH/C	3100.00	RFR07/P	3250.00	SRF07IH/P	6350.00
MHB1307IH/C	3340.00	RFR07/P	3250.00	MRF07IH/P	6590.00
SHB1315IH/C	3940.00	RFR07/P	3250.00	MRF15IH/P	7190.00
MHB1315IH/C	4090.00	RFR25/P	5390.00	MRF15IH/P	9480.00
SHB1340H/C*	3360.00	RFR40/P	10300.00	SRF40IH/P	13660.00
MHB1340H/C*	3360.00	RFR40/P	10300.00	MRF40IH/P	13660.00



SHB1325IH/C	5110.00	RFR25/P	5390.00	SRF25IH/P	10500.00
MHB1325IH/C	5200.00	RFR25/P	5390.00	MRF25IH/P	10590.00

Volumina-decorative refractor highbay luminaire. (*For 400W HPSV & MH version, ballast price is not included in ALP. Please order ballast separately).

Coupler to be ordered separately along with the fixture.

CAT REF.	LAMP TYPE	CASE LOT	ALP (₹)
----------	-----------	----------	---------



COUPLER FOR VOLUMINA

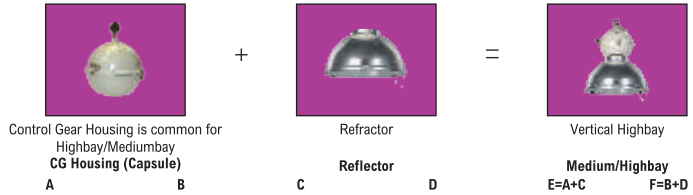
S0438001	70W HPSV, 70/150W MH	-	210.00
S0438002	150W HPSV, 250/400W HPSV/MH	-	230.00



IPMSN70/DGL	1X70W MH/HPSV(E)	1	On Request
IPMSN150/DGL	1X150W MH (E27)	1	On Request
HDBI15S/MH	Ballast		

Heavy duty round die cast aluminium housing, finish over a chromate conversion coating. Luminaire consists of prismatic polycarbonate reflector and lens for glare free illumination.

INDUSTRIAL HIGH BAY / MEDIUM BAY / LOW BAY LUMINAIRES



CAT REF.	ALP (₹)	CAT REF.	ALP (₹)	CAT REF.	ALP (₹)
----------	---------	----------	---------	----------	---------



Open Type					
SHB1307IH/C	3100.00	MBRA15	980.00	SMB1307IH	4080.00
Enclosed Type					
SHB1307IH/C	3100.00	MBRP15	2080.00	SMB1307IH/P	5180.00
MHB1307IH/C	3340.00	MBRP15	2080.00	MMB1307IH/P	5420.00
MHB1315IH/C	4090.00	MBRP15	2080.00	MMB1315IH/P	6170.00

Industrial low bay luminaire with die cast aluminium housing and spun aluminium open/enclosed reflector. Note: MBRA are anodised aluminium reflectors. MBRP are totally enclosed aluminium reflectors with gasket & glass visor. IP54



INDUSTRIAL MEDIUM BAY LUMINAIRE (OPEN TYPE)					
IHB1325IH/C	4460.00	MBRA	1510.00	IMB1325IH	5970.00
IHB1340IH/C	5330.00	MBRA	1510.00	IMB1340IH	6840.00
SHB1315IH/C	3940.00	MBRA	1510.00	SMB1315IH	5450.00
SHB1325IH/C	5110.00	MBRA	1510.00	SMB1325IH	6620.00

Industrial mediumbay luminaire with die cast aluminium housing and spun aluminium open reflector.



INDUSTRIAL MEDIUM BAY LUMINAIRE (TOTALLY ENCLOSED)					
IHB1325IH/C	4460.00	MBRP	2630.00	IMB1325IH/P	7090.00
SHB1315IH/C	3940.00	MBRP	2630.00	SMB1315IH/P	6570.00
SHB1325IH/C	5110.00	MBRP	2630.00	SMB1325IH/P	7740.00
MHB1325IH/C	5200.00	MBRP	2630.00	MMB1325IH/P	7830.00
MHB1325IHM/C	4640.00	MBRP	2630.00	MMB1325IHM/P	7270.00

Industrial enclosed type medium bay luminaire with die cast aluminium housing and spun aluminium enclosed reflector. IP54

CAT REF.	ALP (₹)	CAT REF.	ALP (₹)	CAT REF.	ALP (₹)
----------	---------	----------	---------	----------	---------



INDUSTRIAL HIGHBAY LUMINAIRE (OPEN TYPE)

IHB1325IH/C	4460.00	HBRA	1440.00	IHB1325IH	5900.00
IHB1340IH/C	5330.00	HBRA40	1520.00	IHB1340IH	6850.00
SHB1315IH/C	3940.00	HBRA	1440.00	SHB1315IH	5380.00
SHB1325IH/C	5110.00	HBRA	1440.00	SHB1325IH	6550.00



SHB1340H/C*	3360.00	HBRA40	1520.00	SHB1340H	4880.00
-------------	---------	--------	---------	----------	---------

Industrial Highbay luminaire with die cast aluminium housing and spun aluminium open reflector. *For SHB1340H/C Ballast to be ordered separately, ballast not included in ALP



INDUSTRIAL HIGHBAY LUMINAIRE (TOTALLY ENCLOSED)

IHB1325IH/C	4460.00	HBRP	2720.00	IHB1325IH/P	7180.00
IHB1340IH/C	5330.00	HBRP40	2880.00	IHB1340IH/P	8210.00
SHB1315IH/C	3940.00	HBRP	2720.00	SHB1315IH/P	6660.00
SHB1325IH/C	5110.00	HBRP	2720.00	SHB1325IH/P	7830.00
MHB1325IH/C	5200.00	HBRP	2720.00	MHB1325IH/P	7920.00
MHB1325IHM/C	4640.00	HBRP	2720.00	MHB1325IHM/P	7360.00
MHB1340IHM/C	5560.00	HBRP40	2880.00	MHB1340IHM/P	8440.00



SHB1340H/C*	3360.00	HBRP40	2880.00	SHB1340H/P	6240.00
MHB1340H/C*	3360.00	HBRP40	2880.00	MHB1340H/P	6240.00

Industrial Highbay luminaire with spun aluminium enclosed reflector (*For 400W HPSV & MH version, ballast price is not included in ALP. Please order ballast separately). IP54

CAT REF.	LAMP TYPE	CASE LOT	ALP (₹)
----------	-----------	----------	---------



DFMBN1145/65/85BC	45/65/85W DF CFL	8	2470.00
DFMBN1145/65/85ES	45/65/85W DF CFL	8	2480.00

Medium bay luminaire suitable for DF CFL lamp

Note: *Ballast for 400W HPSV/MH are to be ordered separately as the same are not included in the ALP given below.


INDUSTRIAL T5 LUMINAIRES

CAT REF.	LAMP TYPE	CASE LOT	ALP (₹)
INDUSTRIAL T5 HIGH BAY/MID BAY LUMINAIRE (ENCLOSED TYPE)			
T5HB454EBCW/P-W	4X54W T5 HO	2	11520.00
T5HB454EBCW/P-N	4X54W T5 HO	2	11520.00
T5HB654EBCW/P-W	6X54W T5 HO	2	13450.00
T5HB654EBCW/P-N	6X54W T5 HO	2	13450.00
T5HB428EB/P-W	4X28W T5 HE	2	9950.00
T5HB428EB/P-N	4X28W T5 HE	2	9950.00



Elegantly manufactured industrial T5 Highbay/Midbay luminaire made from CRCA body. Provided with concave shaped clear acrylic & SS toggles. Choice of narrow beam (N) and wide beam (W) available.

INDUSTRIAL T5 HIGH BAY/MID BAY LUMINAIRE (OPEN TYPE)			
T5HB454EBCW-W	4X54W T5 HO	2	8710.00
T5HB454EBCW-N	4X54W T5 HO	2	8710.00
T5HB428EB-W	4X28W T5 HE	2	7050.00
T5HB428EB-N	4X28W T5 HE	2	7050.00



Elegantly manufactured industrial T5 Highbay/Midbay luminaire made from CRCA body. Choice of narrow beam (N) and wide beam (W) available.

INDUSTRIAL T5 LOW BAY LUMINAIRE			
T5HBS414EB/P	4X14W T5	1	5300.00
T5HBS424EB/P	4X24W T5	1	6080.00



Industrial T5 Low bay luminaire with CRCA white powder coated body and wide beam anodized aluminium reflector. T5HBR428/454 version is recessed mounted.

INDUCTION LAMP LUMINAIRES



INDUCTION

INWV1704DF	40W DF Induction	-	On Request
------------	------------------	---	------------

Industrial Integral Well Glass Luminaire suitable for 40W DF Induction Lamp.

INDUCTION



CAT REF.	LAMP TYPE	CASE LOT	ALP (₹)
INMB1610C/P	100W Circular Induction	-	On Request

Integral medium bay luminaire with spun aluminium housing and top cover with aluminium LM6 alloy. Suffix " P" denotes totally enclosed version with glass.

INDUCTION



INHB1620C/P	200W Circular Induction	-	On Request
-------------	-------------------------	---	------------

Integral high bay luminaire with spun aluminium housing and top cover with aluminium LM6 alloy. Suffix " P" denotes totally enclosed version with glass.


INDUCTION



INLA1104R	40W Rectangular Induction	-	On Request
-----------	---------------------------	---	------------

Industrial Lowbay Luminaire with CRCA MS housing in stove enamelled white and toughened heat resistant glass cover.

INDUCTION



INFCLT85C	85W Circular Induction	-	On Request
-----------	------------------------	---	------------

Surface Mounted decorative low bay luminaire made from single piece die cast al housing and assymetrical reflector with special high temperature high reflective (HT-HRC), low gloss paint.

INDUCTION



INCRFW08R/G	80W Rectangular Induction	-	On Request
-------------	---------------------------	---	------------

Recessed mounted clean room/under canopy luminaire with epoxy powder coated body and clear glass.







Flameproof & Increased Safety




FLAMEPROOF & INCREASED SAFETY LUMINAIRE

	CAT REF.	LAMP TYPE	CASE LOT	ALP (₹)	
	IBFN100	100W GLS	2	4180.00	
		80/125 HPMV	2	4180.00	
		50/70 HPSV	2	4180.00	
		70/150W MH	2	4180.00	
		IBFN100/113IH	1X13W CFL	2	4180.00
		IBFN100/118IH	1X18W CFL	2	4180.00


Non Integral flameproof bulk head luminaire suitable for HID lamp. Need matching control gear box.

	FWL200/B	150/100W GLS	2	6600.00
		160/250W MLL	2	On Request
		80/125W HPMV	2	On Request
		70/150W MH	2	On Request

Non integral flameproof wellglass luminaire with B type of glass suitable for GLS & HID lamp. Use matching control gear box for HID Lamp

	FWL200/29IH/B	2X9W CFL	2	8320.00
	FWL200/213IH/B	2X13W CFL	2	7040.00
	FWL200/218IH/B	2X18W CFL	2	7040.00


Integral Flameproof Wellglass luminaire with B type of glass suitable for CFL Lamps.

	FWL12/B	300W GLS	2	7080.00
		160W MLL	2	7080.00
		250W HPMV	2	7080.00
		150W/250W HPSV	2	7080.00
		250W MH	2	7080.00


Non integral Flameproof Wellglass luminaire suitable for HID lamp. Use matching control gear box for HID Lamp

	FWL1205SIH/B	50W HPSV	2	8000.00
	FWL1215MHIH/B	150W MH	2	9220.00
	FWL1208IH/B	80W HPMV	2	8230.00
	FWL1212IH/B	125W HPMV	2	8340.00
	FWL1207SIH/B	70W HPSV	2	8450.00
	FWL1207MHIH/B	IH/B 70W MH	2	8470.00


Integral Flameproof Wellglass luminaire suitable for HID lamp.

CAT REF.	LAMP TYPE	CASE LOT	ALP (₹)	
	FWL12/B/HB	300 GLS	2	8190.00
		160 MLL	2	8190.00
		250 HPMV	2	8190.00
		150/250 HPSV	2	8190.00
		250 MH	2	8190.00

Non integral Flameproof highbay luminaire suitable for HID lamp.
Use matching control gear box.

	FWL12/29IH/B	2X9W CFL	2	7260.00
	FWL12/213IH/B	2X13W CFL	2	7580.00
	FWL12/218IH/B	2X18W CFL	2	7580.00
	FWL 12/226IH/B	2X26W CFL	2	8010.00


Flameproof Well glass luminaire suitable for CFL (pin type) lamp.

	FHF500	200/300/500W GLS	1	25990.00
		160W MLL	1	25990.00
		80/125/250/400W HPMV	1	25990.00
		150/250/400W HPSV	1	25990.00
		250/400W MH	1	25990.00

Non Integral Flameproof floodlight luminaire suitable for HID, GLS & MLL lamp.
Use suitable control gear.

	EXTL140	1X36/40W FTL	1	11650.00
	EXTL240	2X36/40W FTL	2	22650.00

Flameproof fluorescent lamp luminaire.
Can also be offered with electronic ballast less than 33% THD on request

FLAMEPROOF CLEAN ROOM Ex-d				
	FCR414	4X14W T5	1	25330.00
	FCE424	4X24W T5	1	25800.00
	FCR336	3X36W CFL	1	25830.00

Flameproof clean Room luminaire suitable for T5 & CFL lamps. Pre-wired with the lamp holders, electronic ballast etc fixed on MS sheet. The luminaire is bottom opening type.

INDUSTRIAL HI-BAY/MEDIUM BAY LUMINAIRES

CAT REF.	LAMP TYPE	CASE LOT	ALP (₹)
----------	-----------	----------	---------



FLAMEPROOF STREET LIGHT Ex-d

FSL414	4X14W T5	1	On Request
FSL424	4X24W T5	1	On Request
FSL336	3X36W CFL	1	24910.00

Flameproof Street Light luminaire suitable for T5 & CFL lamps. Pre-wired with the lamp holders, electronic ballast etc fixed on MS sheet. The luminaire is bottom opening type.

INDUCTION



FLAMEPROOF WELLGLASS FOR INDUCTION LAMP Ex-d

FWL1204/Ind/IH	40W DF Induction	2	On Request
----------------	------------------	---	------------

Integral Flameproof Wellglass luminaire suitable for direct fit Induction lamp.




FLAMEPROOF CONTROL GEAR BOX


CGF1108	80W HPMV	2	6440.00
CGF1112	125W HPMV	2	6570.00
CGF1125	250W HPMV	2	7750.00
CGF1107MH	70W MH	2	6710.00
CGF1115MH	150W MH	2	7380.00
CGF1140	400W HPMV	2	11880.00
CGF1225MH	250W MH	2	8980.00
CGF1107S	70W HPSV	2	7700.00
CGF1115S	150W HPSV	2	7320.00
CGF1125S	250W HPSV	2	8110.00
CGF1105S	50W HPSV	2	8100.00
CGF1140S	400W HPSV	2	13410.00
CGF1140MH	400W MH	2	13370.00

Flameproof control gear boxes.

NON SPARKING AND RESTRICTED BREATHING WELLGLASS

CAT REF.	LAMP TYPE	CASE LOT	ALP (₹)	
NON SPARKING AND RESTRICTED BREATHING WELLGLASS EX n-R WELL GLASS				
	ISL1120	200W GLS	2	3570.00
		80/125W HPMV	2	3570.00
		70W HPSV	2	3570.00
		160W MLL	2	3570.00
		160W MLL	2	3570.00
		13/18/25W CFL (DF)	2	3570.00

Increased Safety wellglass luminaire.

EX-e CONTROL GEAR BOX				
	CGI1107S	70W HPSV	4	4570.00
	CGI1107MH	70W MH	4	4580.00
	CGI1108M	80W HPMV	4	3910.00
	CGI1112M	125W HPMV	4	4210.00

Increased Safety Control gear boxes.

ACCESSORIES - FLAMEPROOF JUNCTION BOX & CABLE GLAND			
	VL/JB/102	Junction Box	1560.00

Flame proof Junction box. Available with 4 way and 2 way cable entry

ACCESSORIES - FLAMEPROOF JUNCTION BOX & CABLE GLAND			
	FG001	Cable gland	620.00

Flameproof double compression brass cable gland.



Streetlight LUMINAIRES



LED - STREETLIGHT LUMINAIRES

	CAT REF.	WATTAGE	CASE LOT	ALP (₹)
LED	ISHAN			
	LSTBXI-90-CDL	90	1	48000.00
	LSTBXI-180-CDL	180	1	92000.00
	Pressure Die cast aluminium light engine IP66 protection with Bridgelux COB module, built in reflector and extruded aluminium body.			
LED	SUDARSHAN			
	LSTBXK-100-CDL/B	100	1	59000.00
	Die cast aluminium housing with IP66 Bridgelux COB module and built in reflector.			
LED	STARLET#			
	LSTA2-40-CDL	40	1	39270.00
	LSTA2-115-CDL	115	1	94250.00
	Sleek aesthetically designed pressure die cast aluminium with toughened glass & IP65 protection.			
LED	FREEDOM			
	LSTO-25-CDL	25	1	7800.00
	Pressure die cast aluminium housing with heat resistant toughened glass & IP65 protection.			
LED	NEXUS+			
	LSTO-30-CDL	30	1	15300.00
	LSTO-45-CDL	45	1	19000.00
	LSTO-60-CDL	60	1	21000.00
	Pressure die cast aluminium housing with heat resistant toughened glass & IP66 protection.			

Photographs shown herein are indicative.
The actual product when supplied may differ, from the given images

Normal discount policy not applicable, please contact local CG representative for price details



Smart solutions.
Strong relationships.

CAT REF.	WATTAGE	CASE LOT	ALP (₹)
----------	---------	----------	---------

LED



OLYMPUS

LSTO-72-CDL	72	1	26900.00
LSTO-90-CDL	90	1	34050.00
LSTO-120-CDL	120	1	38100.00

Pressure die cast aluminium housing with heat resistant toughened glass & IP66 protection.

LED



RODUS

LSTO-135-CDL	135	1	47500.00
--------------	-----	---	----------

Pressure die cast aluminium housing with heat resistant toughened glass & IP66 protection.

LED



NEW

OLYMPUS

LSTO-150-CDL	150	1	On Request
LSTO-165-CDL	165	1	On Request
LSTO-215-CDL	215	1	On Request

Pressure die cast aluminium housing with heat resistant toughened glass & IP66 protection.



CAT REF.	LAMP TYPE	CASE LOT	ALP (₹)
----------	-----------	----------	---------



ITINERA #			
CG ITINERA VP-40715	250W HPS(T)/MH(T)	1	27500.00
GT25S-ITNERAVP (Gear Tray)			
GT25MH-ITNERAVP (Gear Tray)			*
CG ITINERA VP-40716	400W HPV(T)/MH(T)	1	29500.00
GT40S-ITNERAVP (Gear Tray)			*
GT40MH-ITNERAVP (Gear Tray)			*
CG ITINERA PC-40731	250W HPSV(T)	1	29500.00
GT25S-ITNERAVP (Gear Tray)			*
GT25MH-ITNERAVP (Gear Tray)			*

Advanced streetlight luminaire comprising of pressure die cast aluminium housing and high purity electro-polished anodised aluminium reflector, with an option of toughened glass or UV stabilized polycarbonate cover for lamp compartment.



MACH 5 WAY #			
CG 5 WAY-35004/25	250W HPSV (T)/MH (T)	1	29500.00
GT25S-ITNERAVP (Gear Tray)			*
GT25MH-ITNERAVP (Gear Tray)			*

Pressure diecast aluminium housing powder coated in silver colour. Toughened front glass is sealed to the cover. High purity electro-polished anodised aluminium reflector system options for excellent optical control. Ideal for the lighting of outside business areas, public squares, urban routes, parking places and facades.

Please contact local CG representative for price details. Normal policy not applicable.



CAT REF.	WATTAGE	CASE LOT	ALP (₹)
----------	---------	----------	---------



IP66 for lamp compartment & IP66 for Gear compartment

SSGP1215IH09 (COMPLETE)	150W HPSV (T)		
SSGP1215H09		1	9810.00
HDBI15S/MH (BALLAST)		8	1760.00
SSGP1225IH09 (COMPLETE)	250W HPSV (T)		
SSGP1225H09		1	9890.00
HDBI25S/MH (BALLAST)		4	2750.00
MHSGP1215IH09 (COMPLETE)	150W CDM-TT		
MHSGP1215H09		1	9860.00
HDBI15S/MH (BALLAST)		8	1760.00
MHSGP1225IH09 (COMPLETE)	250W MHT (T)		
MHSGP1225H09		1	9940.00
HDBI25S/MH (BALLAST)		4	2750.00

Pressure die cast aluminium housing. Bright anodised aluminium pot optics reflector. Lamp compartment has toughened curved glass cover. Lamp compartment with IP66 protection. CG box with IP66 protection.



LANDMARK (IP66 for lamp compartment)

SSGP1225H (HOUSING)	250W HPSV/MH (T)	1	13430.00
GT-SSGP1225S (Gear Tray for 250W HPSV)		1	3830.00
GT-SSGP1225MH (Gear Tray for 250W MH)		1	3830.00
SSGP1240H (HOUSING)	400W HPSV/MH (T)	1	13500.00
GT-SSGP1240S (Gear Tray for 400W HPSV)		1	5130.00
GT-SSGP1240MH (Gear Tray for 400W MH)		1	5130.00

Pressure die cast aluminium housing & cover with innovative bright anodised aluminium pot optics. IP66 for lamp compartment.



FORTUNER+ (IP66)

SSGP1215IH09/FG (COMPLETE)	150W HPSV (T)	1	
SSGP1215H09/FG			8930.00
HDBI15S/MH (Ballast)		8	1760.00
SSGP1225IH09/FG (COMPLETE)	250W HPSV (T)	1	
SSGP1225H09/FG			9010.00
HDBI25S/MH (Ballast)		4	2750.00
MHSGP1215IH09/FG	150W CDM-TT		
MHSGP1215H09/FG			8980.00
HDBI15S/MH (Ballast)		8	1760.00
MHSGP1225IH09/FG	250W MH (T)	1	
MHSGP1225H09/FG			9060.00
HDBI25S/MH (Ballast)		4	2750.00

Aerodynamically designed single piece pressure die-cast aluminium housing & cover with innovative bright anodised aluminium POT optics lamp compartment has toughened glass cover and complete luminaire with IP66 protection.



CAT REF.	WATTAGE	CASE LOT	ALP (₹)
CHOICE SMALL (IP66 for lamp compartment)			
SSGT1107IH/G	70W HPSV(T)	1	5790.00
SSGT1115IH/G (COMPLETE)	150W HPSV(T)		
SSGT1115H/G		1	7400.00
HDBI15S/MH (BALLAST)		8	1760.00
SSGT1125IH/G (COMPLETE)	250W HPSV(T)		
SSGT1125H/G		1	7480.00
HDBI25S/MH (BALLAST)		4	2750.00
MHSGT1125IH/G (COMPLETE)	250W MH (T)		
MHSGT1125H/G		1	7530.00
HDBI25S/MH (BALLAST)		4	2750.00

Aerodynamically designed Single piece die-cast aluminium housing and cover with innovative bright anodised aluminium staircase optics lamp compartment has toughened flat glass cover and is sealed to give IP66 for lamp compartment. The 150/250W HPSV(T) version of Choice luminaire is available with Power Saver on request. Please add suffix 'PS' to the cat ref.



SSGP1105IH	50W HPSV(T)	1	On Request
SSGP1107IH	70W HPSV(T)	1	On Request

Aerodynamically designed single piece pressure die-cast aluminium housing & cover with innovative bright anodised aluminium POT optics lamp compartment has toughened curved glass cover and is sealed to give IP66 for lamp compartment.



SSGP1205IH09	50W HPSV(T)	1	On Request
SSGP1207IH09	70W HPSV(T)	1	On Request
SSGP1207IH09/FG	70W HPSV(T)	1	On Request

Pressure die cast aluminium housing & cover with innovative bright anodised aluminium pot optics. Lamp compartment has toughened curved/flat glass cover with IP66 protection.



CHOICE+			
SSGT25H/G	250W HPSV(T)	1	11300.00
MHSGT25H/G	250W MH(T)	4	11400.00
HDBI25S/MH (Ballast)		1	2750.00
SSGT40H/G	400W HPSV(T)	4	11300.00
MHSGT40H/G	400W MH(T)	1	11470.00
HDBI40S/MH (Ballast)		4	3990.00

Pressure die cast aluminium housing & cover with innovative bright anodised aluminium pot optics. Lamp compartment has toughened curved/flat glass cover with IP66 protection.

CAT REF.	WATTAGE	CASE LOT	ALP (₹)
----------	---------	----------	---------



CITISVISION - 3 (IP66 FOR LAMP COMPARTMENT)

SSGUN1107IH/G	70 W HPSV(T)	2	5370.00
SSGUN15IH/G (COMPLETE)	150W HPSV (T)		
SSGUN15H/G		2	6150.00
HDBI15S/MH (BALLAST)		8	1760.00
SSGUN25IH/G (COMPLETE)	250W HPSV (T)		
SSGUN25H/G		2	6230.00
HDBI25S/MH (BALLAST)		4	2750.00
MHSGUN25IH/G (COMPLETE)	250W MH (T)		
MHSGUN25H/G		2	6280.00
HDBI25S/MH (BALLAST)		4	2750.00
SSGUN40IH/ (COMPLETE)	400W HPSV (T)		
SSGUN40H/G		2	8990.00
HDBI40S/MH (BALLAST)		4	3990.00
MHSGUN40IH/G (COMPLETE)	400W MH (T)		
MHSGUN40H/G		2	9040.00
HDBI40S/MH (BALLAST)		4	3990.00

Single piece die cast aluminium alloy housing with step POT optics reflector and toughened clear glass cover with frame for lamp compartment.



CITIVISION - 1 (IP65)

SSGN1107IH/FG	70W HPSV (T)	2	4260.00
MHSGN1107IH/FG	70W MH (E)	2	4660.00
SSGN1215IH/FG (COMPLETE)	150W HPSV (T)		
SSGN1215H/FG		2	4800.00
HDBI15S/MH (BALLAST)		8	1760.00
SSGN1225IH/FG	250W HPSV (T)		7730.00
MHSGN1225IH/FG	250W MH (T)	1	7780.00
SSGN40IH/FG (COMPLETE)	400W HPSV (T)		
SSGN40H/FG		2	7840.00
HDBI40S/MH (BALLAST)		4	3990.00
MHSGN40IH/FG(COMPLETE)	400W MH (T)		
MHSGN40H/FG		2	7890.00
HDBI40S/MH (BALLAST)		4	3990.00

70/150W HPSV(T) versions also available with IP66 degree of protection please add suffix 'IP66' to the cat. ref. Single piece die cast aluminium alloy housing with step POT optics reflector and toughened clear glass cover for lamp & control gear compartment.

The 250/400W HPSV(T) version of citivision 1 luminaire is available with Power Saver on request. Please add suffix '/PS' to the cat ref.



CAT REF.	WATTAGE	CASE LOT	ALP (₹)
CITISTAR (IP65)			
SSSG1215IH/FG (COMPLETE)	150W HPSV (T)/(E)		
SSSG1215H/FG		2	4340.00
HDBI15S/MH (BALLAST)		8	1760.00
SSSG1225IH/FG (COMPLETE)	250W HPSV (T)		
SSSG1225H/FG		2	4420.00
HDBI25S/MH (BALLAST)		4	2750.00
MHSSG1225IH/FG (COMPLETE)	250W MH (T)		
MHSSG1225H/FG		2	4350.00
HDBI25S/MH (BALLAST)		4	2750.00

Single piece deep drawn aluminium housing with inbuilt POT optics and toughened heat resistant glass cover for lamp and control gear compartment.



CITIVISION - 2 (IP65)			
SSGN1107IH/WI	70W HPSV (T)	2	4440.00
MHSGN1107IH	70W MH(E)	2	4800.00
SSGN1215IH (COMPLETE)	150W HPSV(T)		
SSGN1215H		2	4870.00
HDBI15S/MH (BALLAST)		8	1760.00
SSGN1125IH (COMPLETE)	250W HPSV (T)		
SSGN1125H		2	5420.00
HDBI25S/MH (BALLAST)		4	2750.00

Single piece die cast aluminium alloy housing with step POT optics reflector and acrylic cover. The 250W HPSV(T) version of citivision 2 luminaire is available with Power Saver on request. Please add suffix 'PS' to the cat ref.




POISSGN1215IH/FG66 (COMPLETE)	150W HPSV (T)	2	On Request
-------------------------------	---------------	---	------------

Single piece die cast aluminium housing with IP66 degree of protection.



MHSGN1215IH/FG- E27	150W MH (E)	2	6060.00
---------------------	--------------	---	---------

Single piece sheet aluminium housing with cast aluminium pipe mounting arrangement. IP65 degree of protection on request.

CAT REF.	WATTAGE	CASE LOT	ALP (₹)
	SSSD15IH (COMPLETE)	150W HPSV(E)	
	SSSD15H		2 4700.00
	HDBI15S/MH (BALLST)		8 1760.00
	SSSD25IH (COMPLETE)	250W HPSV (E)	
	SSSD25H		2 4780.00
	HDBI25S/MH (BALLAST)		4 2760.00


Single piece sheet aluminium housing with cast aluminium pipe mounting arrangement.
IP65 degree of protection.

	MSS1308IH/BC	80W HPMV	2 3820.00
	MSS1312IH/BC	125W HPMV	2 3930.00
	SSS1307IH/WI	70W HPSV(E)	2 3910.00

Single piece sheet aluminium housing with cast aluminium pipe mounting arrangement.
IP65 degree of protection.

	SSS1615IH (COMPLETE)	150W HPSV(E)	
	SSS1615H		2 3700.00
	HDBI15S/MH (BALLAST)		8 1760.00


Single piece sheet aluminium housing with cast aluminium pipe mounting arrangement.
IP65 degree of protection on request.

	MSS1525IH (COMPLETE)	250W HPMV	
	MSS1525H		2 3990.00
	HDB25M (BALLAST)		4 2360.00
	SSS1525IH (COMPLETE)	250W HPSV (E)	
	SSS1525H		2 4350.00
	HDBI25S/MH (BALLAST)		4 2760.00

Single piece sheet aluminium housing with cast aluminium pipe mounting arrangement.
IP65 degree of protection on request.

INDUCTION LAMP LUMINIARES

INDUCTION

	INSGN04R/FG	40W Rectangular Induction	-	On Request
	INSGN08R/FG	80W Rectangular Induction	-	On Request
	INSGN12R/FG	120W Rectangular Induction	-	On Request
	INSGN20R/FG	200W Rectangular Induction	-	On Request

Single piece die cast aluminium alloy housing with toughened clear glass cover.

STREETLIGHT LUMINAIRES

	CAT REF.	WATTAGE	CASE LOT	ALP (₹)
--	----------	---------	----------	---------



SFE1414LSB/AL	1X36W FTL	6	2400.00
---------------	-----------	---	---------

FTL streetlight with aluminium housing in D.A. grey finish. SFE Luminaires are suitable for end mounting arrangement. These luminaires can be offered with top mounting arrangement in which cat ref. would read as SFT




SFE1514LSB	1X36W FTL	6	2080.00
T5SFE28EB	1X28W T5	6	2220.00
T5SFE228EB	2X28W T5	6	2570.00

FTL streetlight with MS housing in D.A. grey finish and stainless steel toggles



T5SFE1628EB/AL	1X28W T5	10	2320.00
SFE1614HSB/AL	1X36W FTL	10	2200.00
SFE1614EB/AL	1X36W FTL	10	2320.00
SFE1624HSB/AL	2X36W FTL	10	2850.00

FTL streetlight with aluminium housing in D.A. grey finish. SFE1624HSB is with MS housing.



T5 STREETLIGHT (IP65)

T5SHE11414EB	4X14W T5	1	6210.00
T5SHO11424EB	4X24W T5	1	6860.00

Deepdrawn aluminium housing in grey finish with clear acrylic and cast aluminium pipe mounting attachment.

T5SHE114EB	1X14W T5	6	2830.00
T5SHE214EB	2X14W T5	6	3200.00
T5SHO124EB	1X24W T5	6	2890.00
T5SHO224EB	2X24W T5	6	3130.00

Deepdrawn M.S. housing in grey finish with clear acrylic.



PARAGON

SCE1209	1X9W CFL	6	1430.00
SCE1211	1X11W CFL	6	1430.00
SCE1213	1X13W CFL	6	1440.00
SCE1218	1X18W CFL	6	1440.00

Decorative CFL street light luminaire with MS housing finished in bright red & having clear acrylic cover.

CAT REF.	WATTAGE	CASE LOT	ALP (₹)
----------	---------	----------	---------



PARAMOUNT

SCE1329	2X9W CFL	12	1370.00
SCE13211	2X11W CFL	12	1680.00
SCE13213	2X13W CFL	12	1680.00
SCE13218	2X18W CFL	12	1680.00
SCE1336	1X36W CFL	12	1710.00

Deep drawn MS housing with epoxy powder coated finish and acrylic cover



SCE1320DF	1X20W CFL-DF	4	1710.00
SCE1325DF	1X25W CFL-DF	4	1710.00
SCE1335DF	1X35W CFL-DF	4	1710.00

Deep drawn MS housing with epoxy powder coated finish and acrylic cover



SCEN1345/65/85/ES	1X45/65/85W CFL-DF	4	1730.00
-------------------	--------------------	---	---------

Deep drawn MS housing with epoxy powder coated finish and acrylic cover if required with BC holder, replace suffix 'ES' by 'BC' in the cat.ref (SCEN 1345/65/85/ES)



SCE13236EB	2 X 36W CFL	4	3020.00
SCE336EBMS	3 X 36W CFL	1	6810.00

Deep drawn aluminium housing in grey in finish with clear acrylic



STREET LIGHT FOR CFL-DF

SSGN1285DF/E40	85W CFL-DF	2	4480.00
----------------	------------	---	---------

Luminaire comprises a die-cast aluminium housing with new generation Staircase precisionoptics (POT) reflector & acrylic cover. Recommended for illuminating access roads, traffic routes etc.



Street Light Automation

The key to next generation street lighting

Controls City Street Light
with a click of mouse



1W saved =
1.5W generated

System Features

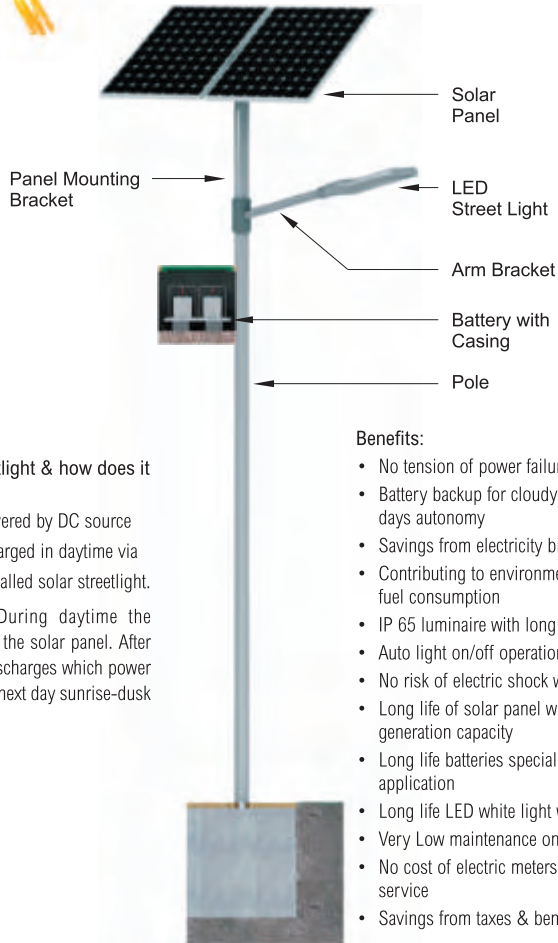
- Ease of installation with wireless (GPRS) connectivity to data server
- Web based SCADA for controlling, Monitoring and Configuration.
- Astronomical Timer based ON-OFF
- Ambient Light intensity based On-Off using IR sensing.
- Customised Load voltage regulation level.
- Energy saving upto 50% through Dimming and load Control Schemes
- Time synchronization with the server.
- Instant fault reporting via SMS along with the probable fault details.
- Event and fault Logging
- Customizable MIS report generation
- GIS (Geographical Information System) interface to show location of installation and status.

Benefits

- Centralized monitoring and control solution
- Energy saving through:
 - ON-OFF synchronization with ambient light intensity
 - Dimming
 - Load voltage regulation (line voltage > 230V)
- Improved life of components (lamps, electro-magnetic ballasts, etc.)
- Less turn around time in case of fault due to instant alarms
- Web interface for remote operation.

Applications

- Municipal Corporations • Highways • Industrial Complex
- Housing Complex • Institute Campus • Border Security



Basics

What is solar streetlight & how does it work?

Streetlight that is powered by DC source battery which gets charged in daytime via photovoltaic cells is called solar streetlight.

Working principle-During daytime the battery is charged by the solar panel. After sunset, the battery discharges which power the fixture usually till next day sunrise-dusk to dawn concept.

Benefits:

- No tension of power failure
- Battery backup for cloudy & rainy days through 3 days autonomy
- Savings from electricity bills
- Contributing to environment with reduced fossil fuel consumption
- IP 65 luminaire with long life
- Auto light on/off operation
- No risk of electric shock with 12/24 volt circuitry
- Long life of solar panel with 25 years of power generation capacity
- Long life batteries specially designed for solar application
- Long life LED white light with instant start
- Very Low maintenance only for the batteries
- No cost of electric meters & charges for electric service
- Savings from taxes & benefit from subsidy



CG Portfolio

Standalone	Cat Ref	Hybrid	Cat Ref
9W	CGSO-09-CDL	20/21W	CGSOH-20-CDL
15W	CGSO-15-CDL	45W	CGSOH-45-CDL
20/21W	CGSO-20-CDL	60W	CGSOH-60-CDL
45W	CGSO-45-CDL		
60W	CGSO-60-CDL		

Product Advantage:

Luminaire	<ul style="list-style-type: none"> • IP65 protection with thermal management • High power LEDs with efficacy of more than 100lm/W • Optics with uniform light distribution
Charge Controller	<ul style="list-style-type: none"> • MPPT based charge controller with high efficiency & integrated high efficiency LED driver • Designed as per IEC standards • Hybrid version with option of AC backup
Solar Panel	<ul style="list-style-type: none"> • High efficiency polycrystalline solar cells • Easily available
Battery	<ul style="list-style-type: none"> • Tubular low maintenance batteries • Long life • Low discharge rate • Available in both VRLA (Gel type) & LMLA (Tubular lead acid)






Landscape LUMINAIRES



LED - POST TOP & BOLLARD



CAT REF.	WATTAGE	CASE LOT	ALP (₹)
MAPLE			
LPTOI-40/CDL	40	1	22500.00

Decorative Post top for 360° indirect light



FERN			
LPTOI-45-T	45	1	45500.00
LPTOI-60-T	60	1	58000.00

Decorative posttop for garden & landscape lighting



ASTER #			
LPTSA-30-T	30	1	58250.00
LPTSA-70-T	70	1	74500.00
LPTSA-85-CDL	85	1	84500.00

Decorative posttop for garden & landscape lighting



ORCHID #			
LPTSB-30-T	30	1	66300.00
LPTSB-70-T	70	1	84300.00
LPTSB-85-CDL	85	1	On Request

Sleek aesthetically designed luminaire for streetlighting purpose



PLANET #			
LSTB5-40-T	40	1	On Request
LSTB565-T	65	1	On Request

Sleek aesthetically designed luminaire for streetlighting purpose

Normal discount policy not applicable, please contact local CG representative for price details

CAT REF.	WATTAGE	CASE LOT	ALP (₹)
----------	---------	----------	---------

LED



NEW

SHINE #

LPTOD-60-CDL	60	1	On Request
LPTOD-90-CDL	90	1	On Request

LED Decorative Post-Top for illuminating the street. it makes you to embrace the nature. Body made of die-casting aluminum. Electro-statically applied polyester powder coat finish. Resistant to impact and corrosion. Glare-free and good light uniformity.

LED



LIARA #

LBSL1-10-CDL	10	1	12000.00
--------------	----	---	----------

Inverted pyramid tripod type led bollard with soft 365° light

LED



UNO #

LLBSU1-8-WW	8	1	11700.00
-------------	---	---	----------

Die cast tilttable warm white colour led bollard

LED



DUO #

LLBSU2-16-WW	16	1	14000.00
--------------	----	---	----------

Die cast tilttable warm white colour led bollard

LED



TRISHA #

LBLM06WW	6	6	7000.00
LBLM06WW/WM	6	6	5400.00

Pressure die cast housing with PC diffuser. Suitable for garden and pathway lighting.

Normal discount policy not applicable, please contact local CG representative for price details

CAT REF.	WATTAGE	CASE LOT	ALP (₹)
----------	---------	----------	---------

LED



SIRISHA

LBLMS06WW	6	6	7000.00
LBLMS06WW/WM	6	6	5825.00

Pressure die cast housing with PC diffuser. Suitable for garden and pathway lighting. Wall mounting suitable for passage lighting.

LED




DISHA

LFLM18WW	18	6	14000.00
----------	----	---	----------

Pressure die cast housing with IP65 protection. Suitable for facade/monument lighting.

LED



CROCUS

LWOM10WW/HO	10	6	5450.00
LWOM10WW/FO	10	6	5450.00

Oval housing and diffuser made up of polycarbonate with IP66 protection.

LED



GALAX

LWRM12W	12	6	6525.00
---------	----	---	---------

Housing and diffuser made up of polycarbonate with IP66 protection.

UNDERWATER LIGHT

LED



AQUA

LUWH2-07-T	7	1	On Request
------------	---	---	------------

*Note: Prices are of the fixture+ dmx controller for max 12 nos of fixtures per controller

CGDMX512			On Request
----------	--	--	------------

Normal discount policy not applicable, please contact local CG representative for price details

CAT REF.	WATTAGE	CASE LOT	MRP (₹)
----------	---------	----------	---------



BEETLE #	WATTAGE	CASE LOT	MRP (₹)
LST20BL	5W/MTR	1(5M)	1850.00
LST65BL	5W/MTR	1(5M)	2325.00

LED Strip for Indoor & Outdoor with Driver - Blue, Prices are per metre



BEETLE #	WATTAGE	CASE LOT	MRP (₹)
LST20WW	5W/MTR	1(5M)	1850.00
LST65WW	5W/MTR	1(5M)	2325.00

LED Strip for Indoor & Outdoor with Driver - Warmwhite, Prices are per metre



BEETLE #	WATTAGE	CASE LOT	MRP (₹)
LST20RGB	7W/MTR	1(5M)	2575.00
LST65RGB	7W/MTR	1(5M)	2950.00

LED Strip for Indoor & Outdoor with Driver - RGB, Prices are per metre

LED Strip with high brightness SMD LED, pasted on flexible ribbon with self adhesive back, providing uniform lighting upto 120 degree viewing angle. Available for both for indoor (LST 20) & Outdoor (LST65) application, rated wattage 24W for 5 MTR.

Net billing products, Discount policy not applicable.

LANDSCAPE LUMINAIRES

CAT REF.	LAMP TYPE	CASE LOT	ALP (₹)
----------	-----------	----------	---------



SPARSH

SCPT1815IH E40	150W HPSV - T	1	On Request
SCPT1825IH	250W HPSV - T	1	On Request
MHCPT1815IHE40	150W HPSV - T	1	On Request
MHCPT1825IH	250W HPSV - T	1	On Request

Elegantly designed posttop luminaire with die cast aluminium housing. Provided with spun aluminium top reflector & baffles. (GT to ordered separately GT-SCPT15/25)



MHCPT1307G12	1X70W CDM-T	4	26800.00
MHCPT1315G12	1X150W CDM-T	4	26800.00

Die cast aluminium capsul and 3 nos. supporting ribs which hold the white painted AL sheet reflector for indirect light distribution. To be use with separate control pack.



CAT REF.	LAMP TYPE	CASE LOT	ALP (₹)
----------	-----------	----------	---------



LOTUS JUNIOR (INTEGRAL)

SSLJ07H/WI	70W HPSV (T)/(E)	4	5730.00
MHSLJ07IH	70W MH (E) CLEAR	4	6080.00
MHSLJ07H/DE	70W MH (DE)	4	6230.00

Decorative post top street light luminaire with sheet aluminium circular canopy finished in bright yellow and clear acrylic cover, ideal for parks, parking lots, road junctions, residential blocks etc.



LOTUS (NON INTEGRAL)

SSLT15	150W HPSV (T)/(E)	4	6070.00
SSLT25	250W HPSV (T)/(E)	4	6110.00

Decorative post top street light luminaire with sheet aluminium circular canopy and clear acrylic cover. Requires matching control gear box to be ordered separately.



LOTUS PLUS (INTEGRAL)

SSLT15IH	150W HPSV (T)/(E)	4	8140.00
SSLT25IH	250W HPSV (T)/(E)	4	9360.00
MHSLT15IH	150W MH (T)/(E)	4	8240.00
MHSLT25IH	250W MH (T)/(E)	4	9410.00

Decorative post top street light luminaire with sheet aluminium circular canopy and clear acrylic cover



STANDARD POST TOP LANTERNS

MPT1212IL/ES	125W HPMV	4	4000.00
SPT1207IL/WI	70W HPSV (E)	4	4070.00

Post top with opal diffuser and spun aluminium canopy finished in powder coated black from outside.



FLYING SAUCER SHAPE

MPT1212IL/FS/BC	125W HPMV	4	5050.00
SPT1207IL/FS/WI	70W HPSV (E)	4	5170.00

Post top with opal diffuser and spun aluminium canopy finished in powder coated black from outside.

CAT REF.	LAMP TYPE	CASE LOT	ALP (₹)
----------	-----------	----------	---------



SPHERICAL SHAPE

MPT1112IL/SP/ES	125W HPMV	1	5300.00
SPT1107IL/SP/WI	70W HPSV (E)	1	5380.00
CFPT1145/SP/BC	1X45W CFL-DF	1	4020.00

Post top with spherical diffuser mounted on cast aluminium capsule.



BLOW MOULDED DIAMOND SHAPE

MPT1112IL/BM/ES	125W HPMV	1	5380.00
SPT1107IL/BM/WI	70W HPSV (E)	1	5400.00
CFPT1145/BM/BC	1X45W CFL-DF	1	4020.00

Post top with diamond shaped opal diffuser mounted on cast aluminium capsule



MUSHROOM SHAPE

SPT1107IL/MR/WI	70W HPSV (E)	1	5370.00
MHPT1107IL/MR	70W MH (E)	1	5430.00
CFPT1145/MR/BC	1X45W CFL-DF	1	4020.00

Post top with mushroom shape opal diffuser mounted on cast aluminium capsule.



POST TOP LANTERN FOR CFL LAMP

CFPT11	1X11W CFL	4	On Request
CFPT18	1X18W CFL	4	On Request

Clear acrylic cover mounted on cast aluminium capsule finished in powder coated black.



COLONNA

CFPT211/ ECO	2X11W CFL	1	3360.00
CFPT118/ECO	1X18W CFL	1	3080.00
CFPT218EB/ECO	2X18 W CFL	1	3360.00
CFPT126EB/ECO	1X26W CFL	1	3460.00
CFPT25/35/45/BC/ECO	1X25W CFL-DF	1	2790.00
CFPT25/35/45/BC/ECO	1X35W CFL-DF	1	2790.00
CFPT25/35/45/BC/ ECO	1X 45W CFL-DF	1	2790.00

Moulded plastic capsule which houses ballast, lamp holder etc. Baffles are provided for glare control.

CAT REF.	LAMP TYPE	CASE LOT	ALP (₹)
----------	-----------	----------	---------



CFLBM20BC	20W CFL DF	1	On Request
CFLBM20BC/WM	20W CFL DF	1	On Request


Extruded housing with PC diffuser. Suitable for garden lighting. Wall mounting suitable for passage lighting.



AERIAL

CFBL1518EB	18W CFL	1	6510.00
CFBL1526EB	26W CFL	1	6900.00

Integral bollard with dia cast aluminium with opal polycarbonate diffuser.



STEP LIGHT

CRST18EB	1X18W CFL	1	On Request
----------	-----------	---	------------

Recessed mounted step light luminaire suitable for 18W CFL.







Smart solutions.
Strong relationships.

Floodlight LUMINAIRES



LED - FLOOD LIGHT

CAT REF.	WATTAGE	CASE LOT	ALP (₹)
----------	---------	----------	---------

LED



NEW

ORIANA

LFLK-30-CDL	30	1	14500.00
-------------	----	---	----------

Pressure die cast aluminium housing and IP65 protection with COB LED

LED



NEW

LFL-45-CDL	45	1	On Request
LFL-60-CDL	60	1	On Request
LFL-72-CDL	72	1	On Request
LFL-90-CDL	90	1	On Request

Die cast aluminium housing and IP65 protection with COB LED

LED



NEW

LFBX11-50-CDL	50	1	29250.00
LFBX11-70-CDL	70	1	30800.00
LFBX11-90-CDL	90	1	31400.00

Die cast aluminium housing with IP65 protection with COB LED.

LED



NEW

LSFO-72-CDL	72	1	28500.00
LSFO-90-CDL	90	1	34100.00
LSFO-120-CDL	120	1	39850.00

Pressure die cast aluminium housing and IP65 protection with emitter LED.

LED









NEW

LFBXK-120-CDL	120	1	On Request
LFBXK-150-CDL	150	1	On Request
LFBXK-180-CDL	180	1	On Request

Pressure die cast aluminium housing and IP65 protection with COB LED.

LED - FAEL FLOOD LIGHT

	CAT REF.	WATTAGE	CASE LOT	ALP (₹)
LED	MACH2 SYMMETRIC #			
	LFLMACH2-36S	36	1	On Request
	Pressure die cast aluminium small, compact linear housing with high degree protection IP67 & IK08, CCT 4000K			
				
LED	MACH2 ASYMMETRIC #			
	LFLMACH2-27AS	27	1	On Request
	Pressure die cast aluminium small, compact linear housing with high degree protection IP67 & IK08, CCT 4000K			
				
LED	MACH3 SYMMETRIC #			
	LFLMACH3-45S	45	1	On Request
	LFLMACH3-54S	54	1	On Request
	Pressure die cast aluminium small, compact linear housing with high degree protection IP67 & IK08.			
				
LED	MACH3 ASYMMETRIC #			
	LFLMACH3-36AS	36	1	On Request
	LFLMACH3-45AS	45	1	On Request
	Pressure die cast aluminium small, compact linear housing with high degree protection IP67 & IK08, CCT 4000K			
				
LED	MACH4 SYMMETRIC #			
	LFLMACH4-78S	78	1	On Request
	LFLMACH4-102S	102	1	On Request
	Pressure die cast aluminium small, compact linear housing with high degree protection IP67 & IK08, CCT 4000K			
				
LED	MACH5 SYMMETRIC #			
	LFLMACH5-102S	102	1	On Request
	LFLMACH5-134S	134	1	On Request
	Pressure die cast aluminium small, compact linear housing with high degree protection IP67 & IK08, CCT 4000K			
				

Normal discount policy not applicable, please contact local CG representative for price details

CG-FAEL LUCE LUMINAIRES



CAT REF.	LAMP TYPE	CASE LOT	ALP (₹)
MACH 3 #			(* Please order Gear tray Separately)
Symmetrical			
CG MACH 3-52320	150 MH-DE	1	13000.00
GT15MH-MACH3	(Gear Tray)		*
Asymmetrical			
CG MACH 3-52326	150 MH-DE	1	13000.00
GT15MH-MACH3	(Gear Tray)		*
Circular			
CG MACH 3-52332	150 MH-DE	1	14200.00
GT15MH-MACH3	(Gear Tray)		*
CG MACH 3-52335	1X150W CDM-T G12	1	16800.00
GT15MH-MACH3	(Gear Tray)		*

Pressure diecast aluminium housing & frame powder coated in silver colour. High purity pre-anodised aluminium reflector system options for symmetric, asymmetric and circular light distribution



MACH 5 #			(* Please order Gear tray Separately)
Symmetrical			
CG MACH 5-30508	250W HPSV/MH-T	1	26000.00
GT25S-MACH5 (Gear Tray)			*
GT25MH-MACH5 (Gear Tray)			*
CG MACH 5-30509	400W HPSV/MH-T	1	27500.00
GT40S-MACH5 (Gear Tray)			*
GT40MH-MACH5 (Gear Tray)			*
CG MACH 5-30528	250W HPSV/MH-T	1	25600.00
GT25S-MACH5 (Gear Tray)			*
GT25MH-MACH5 (Gear Tray)			*
CG MACH 5-30529	400W HPSV/MH-T	1	27500.00
GT40S-MACH5 (Gear Tray)			*
GT40MH-MACH5 (Gear Tray)			*
Asymmetrical			
CG MACH 5-30608	250W HPSV/MH-T	1	25600.00
GT25S-MACH5 (Gear Tray)			*
GT25MH-MACH5 (Gear Tray)			*
CG MACH 5-30609	400W HPSV/MH-T	1	27500.00
GT40S-MACH5 (Gear Tray)			*
GT40MH-MACH5 (Gear Tray)			*
CG MACH 5-30628	250W HPSV/MH-T	1	25600.00
GT25S-MACH5 (Gear Tray)			*
GT25MH-MACH5 (Gear Tray)			*
CG MACH 5-30629	400W HPSV/MH-T	1	27500.00
GT40S-MACH5 (Gear Tray)			*
GT40MH-MACH5 (Gear Tray)			*

Please contact local CG representative for price details. Normal policy not applicable.

CAT REF.	LAMP TYPE	CASE LOT	ALP (₹)
----------	-----------	----------	---------



MACH 5 #		(*Please order Gear tray Separately)	
Circular			
CG MACH 5-30682	250W HPSV/MH-T	1	On Request
GT25S-MACH5 (Gear Tray)			*
GT25MH-MACH5 (Gear Tray)			*
CG MACH 5-30683	400W HPSV/MH-T	1	On Request
GT40S-MACH5 (Gear Tray)			*
GT40MH-MACH5 (Gear Tray)			*

Pressure diecast aluminium housing powder coated in silver colour. Toughened front glass is sealed to the cover. High purity pre-anodised aluminium reflector system options for symmetric, asymmetric and circular light distribution



LIGHTMASTER 1000 #			
Symmetrical			
CG LM 1000-70751	1000W Short Arc	1	On Request
Asymmetrical			
CG LM 1000-70761	1000W Short Arc	1	On Request
Circular			
CG LM 1000-70081	1000W Short Arc	1	On Request
CG LM 1000-70083	1000W Short Arc	1	On Request
CG LM 1000-70085	1000W Short Arc	1	On Request

Advanced professional sports lighting for sports halls, large indoor sports areas, events and shows in large open areas. Novel design concept, compact die cast aluminium housing, low weight makes it ideal for installation on High masts. High purity pre-anodised aluminium reflector system options for symmetric, asymmetric and circular light distribution are available.



LIGHTMASTER 2000 # (Non Integral)			
Symmetrical			
CG LM 2000-70002	2000W Short Arc	1	On Request
CG LM 2000-60303#	2000W Short Arc (CG BOX)	1	On Request
Asymmetrical			
CG LM 2000-70031	2000W Short Arc	1	On Request
CG LM 2000-60303#	2000W Short Arc (CG BOX)	1	On Request
Circular			
CG LM 2000-70061	2000W Short Arc	1	On Request
CG LM 2000-70063	2000W Short Arc	1	On Request
CG LM2000-70065	2000W Short Arc	1	On Request
CG LM2000-60303#	2000W Short Arc (CG BOX)	1	On Request

Advanced professional lighting for medium and large stadia with TV recording, sports halls, large indoor sports areas, events and shows in large open areas. Novel design concept, compact die cast aluminium housing, low weight makes it ideal for installation on High masts. High purity pre-anodised aluminium reflector system options for symmetric, asymmetric and circular light distribution are available.

#Note: Requires separate control gear box; to be ordered separately.

Please contact local CG representative for price details. Normal policy not applicable.

FLOODLIGHT LUMINAIRES

CAT REF.	LAMP TYPE	CASE LOT	ALP (₹)
----------	-----------	----------	---------



NON INTEGRAL FLOODLIGHT

FGP1118	250/400W HPMV	1	3890.00
	250/400W HPSV (E)/(T)	1	3890.00
	250/400W MH (E)/(T)	1	3890.00

Flood light with spun aluminium reflector. Separate control gear required.



NON INTEGRAL FLOODLIGHT

FBD1525	250W HPMV	1	6490.00
	250W HPSV (E)/(T)	1	6490.00
	250W MH (E)/(T)	1	6490.00
FBD1540	400W HPSV	1	6490.00
	400W HPSV (E)/(T)	1	6490.00
	400W MH (E)/(T)	1	6490.00
FBD151K	1000 W HPSV/MH (T)	1	11770.00

Flood light with spun aluminium reflector. Separate control gear required.



FLOODLUX

NON INTEGRAL FLOODLIGHT

FAD1314	250/400W HPSV (T)	1	4780.00
	250/400W MH (T)	1	

Die cast aluminium housing finish in black powder coated with bright anodised hammered finish reflector. Separate control gear required.



KORNI - 1 (IP-65)

NON INTEGRAL FLOODLIGHT

FAD141409	250/400W HPSV (T)	2	4580.00
	250/400W MH (T)	2	

Pressure die cast aluminium housing finished in black with bright anodised hammered finish aluminium reflector. Separate control gear required.



BEAUTY - (IP-65)

NON INTEGRAL FLOODLIGHT

FSB25	250W MH (T)	1	6580.00
-------	-------------	---	---------

INTEGRAL FLOODLIGHT

FSB07IH	70W HPSV (T)	1	8050.00
FSB15IH	150W HPSV (T)/ CDM-TT	1	8670.00

Compact floodlight comprising a cast aluminium housing finished in black and lamp compartment having bright anodised specular reflector enclosed in a toughened, heat resistant glass cover. Separate Control Gear required for non-integral flood light

CAT REF.	LAMP TYPE	CASE LOT	ALP (₹)
----------	-----------	----------	---------



**TWINLUX
NON INTEGRAL FLOODLIGHT**

FHD1524	2X250/400W HPSV (T)	1	7480.00
---------	---------------------	---	---------

With bright anodised hammered finish aluminium reflector and toughened heat resistant glass cover. All non-integral flood light luminaires to be used with matching control gear. Separate control gear required.



Non Integral Floodlight for Twin HPSV/MH lamps

FHD1624	2X250/400W MH (T)	1	7370.00
---------	-------------------	---	---------

Luminaire comprises a die-cast aluminium housing, bright anodized faceted aluminium reflector and heat resistant & toughened glass cover. To be used with separate control box(es), to be ordered separately.



Double Asymmetric Non Integral Floodlight for Twin HPSV/MH lamps

FHDA24	2X250/400W HPSV (T)	1	9490.00
	2X250/400W MH (T)		

Luminaire comprises a die-cast aluminium housing, bright anodized hammered finish aluminium reflector and heat resistant & toughened glass cover. To be used with separate control box(es), to be ordered separately.



**CUTY - IP65
INTEGRAL FLOODLIGHT**

FAD1407IH	70W HPSV (T)	4	4570.00
FAD1407IH/MH	70W MH (E)	4	4620.00
FAMH1407IH	70W MH (DE)	4	4710.00

Die cast aluminium housing finished in black with bright anodised faceted finish aluminium reflector.



**CORONA
INTEGRAL FLOODLIGHT**

FAI40IH09 (COMPLETE)	400W HPSV (T)		
FAI40H09		1	6680.00
HDBI40S/MH (BALLAST)		4	3990.00
FAI40IH09/MH (COMPLETE)	400W MH(T)		
FAI40H09/MH		1	6730.00
HDBI40S/MH (BALLAST)		4	3990.00

Pressure die cast aluminium housing finished in black with bright anodised faceted finish aluminium reflector.

CAT REF.	LAMP TYPE	CASE LOT	ALP (₹)
KORNI 2 - IP65			
INTEGRAL FLOODLIGHT			
FAI1125IH09 (COMPLETE)	250W HPSV (T)		
FAI1125H09		1	6270.00
HDBI25S/MH (BALLAST)		4	2750.00
FAI1125IH09/MH (COMPLETE)	250W MH (T)		
FAI1125H09/MH		1	6320.00
HDBI25S/MH (BALLAST)		4	2750.00



Pressure die cast aluminium housing finished in black with bright anodised hammered finish aluminium reflector. Ideal for sports lighting, facade lighting, hoarding lighting etc.

NON INTEGRAL FLOODLIGHT			
TH06(I)	500W HALOGEN	20	800.00



Flood light luminaires with cast aluminium housing for illuminating hoardings finished in black with bright anodised hammered finish aluminium reflector.

NON INTEGRAL FLOODLIGHT			
TH07(I)	1000W Halogen	8	1800.00



Flood light luminaires with cast aluminium housing for illuminating hoardings. Product finished in black with bright anodised hammered finish aluminium reflector.

PETROLUX			
DOUBLE ASYMMETRIC DISTRIBUTION			
FDAR1207IH/WI (CA)	70W MH (DE)	1	On Request
FDAR1215IH (CA)	150W MH (DE)	1	6730.00




Integral floodlight for under canopy lighting (Petrol Pump). Black painted cast aluminium housing and white frame with toughened heat resistant glass cover. Luminaires suitable for luxlon type 150mm ceiling.

ASYMMETRIC DISTRIBUTION			
FADR1207IH/WI(CA)	70W MH (DE)	1	6070.00
FADR1215IH(CA)	150W MH (DE)	1	6690.00



Integral floodlight for under canopy lighting (Petrol Pump). Black painted cast aluminium housing and white frame with toughened heat resistant glass cover. Luminaires suitable for luxlon type 150mm ceiling.

CAT REF.	LAMP TYPE	CASE LOT	ALP (₹)
----------	-----------	----------	---------



PETROLUX

ASYMMETRIC DISTRIBUTION

FADR1425IH(CA) (COMPLETE)	250W MH(T)		
FADR1425H(CA)		2	6630.00
HDBI25S/MH (BALLAST)		4	2750.00

DOUBLE ASYMMETRIC DISTRIBUTION

FDAR1425IH(CA) (COMPLETE)	250W MH(T)		
FDAR1425H(CA)		2	6710.00
HDBI25S/MH (BALLAST)		4	2750.00

Integral floodlight for under canopy lighting (Petrol Pump). Luminaire with die cast aluminium housing finished in black and hammered finish anodised reflector.



PROFILE+

FADT1215IH09	150W MH - T	1	6950.00
FADT1215IH09/S	150W HPSV- T	1	6900.00
FADT1225IH09	250W MH - T	1	8120.00
FADT1225IH09/S	250W HPSV - T	1	8070.00

Integral single piece pressure die cast aluminum housing, anodised reflector and heat resistant glass cover. Also available in double assymetric version with cat ref. FDAT



PROFILE : IP65

ASYMMETRIC DISTRIBUTION

FADT1107IH09	70W MH (DE)	2	4990.00
FADT1115IH09	150W MH (DE)	2	5500.00
FADT1125IH09	250W MH (T)	2	8770.00
FADT1125IH09/S	250W HPSV (T)	2	8720.00
FADT1140IH09	400W MH (T)	2	9810.00
FADT1140IH09/S	400W HPSV (T)	2	9760.00

DOUBLE ASYMMETRIC DISTRIBUTION

FDAT1107IH09	70W MH (DE)	2	4980.00
FDAT1115IH09	150W MH (DE)	2	5600.00
FDAT1125IH09	250W MH (T)	2	8850.00
FDAT1125IH09/S	250W HPSV (T)	2	8800.00
FDAT1140IH09	400W MH (T)	2	10250.00
FDAT1140IH09/S	400W HPSV (T)	2	10200.00

Integral floodlight comprises of a pressure die cast aluminium housing, anodised reflector, toughened heat resistant glass cover.








CAT REF.	LAMP TYPE	CASE LOT	ALP (₹)
FHD131K	1000 W HPSV/MH (T)	1	11250.00

Luminaire comprises a die-cast aluminium housing, bright anodized aluminium reflector and heat resistant & toughened glass cover. To be used with separate control box(es), to be ordered separately.



INDUCTION LAMP LUMINAIRES

	CAT REF.	LAMP TYPE	CASE LOT	ALP (₹)	
INDUCTION		INFAD1408R	80W Rectangular Induction	-	On Request
INDUCTION		INFHD1520R	200W Ractangular Induction	-	On Request
INDUCTION		INFHD1630R	300 W Rectangular Induction	-	On Request
INDUCTION		INFCLR85C	85W Circular Induction	-	On Request
INDUCTION		INFAD20R	200W Induction	-	On Request





Smart solutions.
Strong relationships.

HIGHMASTS

High mast lighting as a concept in area lighting is being preferred over conventional lighting, especially where large areas are to be illuminated without the need for numerous lighting columns that, under certain circumstances, can be a hazard to movement. This is possible because the high mast lighting system achieves very large space to height ratios.

High-mast lighting is ideal for many areas, particularly complicated or multi-level road systems, industrial or commercial areas, docks, airports, stations, car parks and even some hazardous areas. All of these areas require the best possible lighting with minimum interference from the installation itself combined with ease of maintenance.

Crompton Greaves with its pioneering position in the field of artificial illumination since last three decades is fully geared to meet the growing need for high mast lighting. Equipped with a fully qualified team of experience professionals Crompton Greaves has successfully executed numerous highmast lighting projects, right from offering best illumination design schemes to supply of superior quality poles lamps and luminaires/accessories.

STREET LIGHTING POLES

With the passage of time the concept of Street lights have under gone a major transformation. From being merely functional elements satisfying illumination requirements during the night time, it now doubles up as street furniture during the day time. The street lighting poles are also contributing immensely to the beauty and character of the changing cityscape. To reduce the clutter on the streets the street lighting poles, today, are also being designed for various street functions such as, traffic signs, street names, advertisement banners, CCTV cameras etc. Crompton Greaves has endeavoured to make the city roads and highways beautiful by introducing a whole new range of street poles and mounting brackets. City planners, civic authorities, engineers, contractors and consultants would find these to be appealing long term solution for well illuminated and congestion free streets.

Crompton Greaves can also supply galvanised arm brackets along with spigots matching with different types of poles and as per customer requirements. Typical arrangement and dimensional details for single arm and double arm bracket along with spigot suitable for different types of poles given below.





Control Gears & Accessories



CONTROL GEAR & ACCESSORIES

CAT REF.	LAMP TYPE	CASE LOT	ALP (₹)
MS CONTROL GEAR BOX FOR HPMV/HPSV/MH LAMPS			
CG1308M	80W HPMV	2	2350.00
CG1312M	125W HPMV	2	2470.00
CG1307S-5	70W HPSV	2	2550.00
CG1307MH-5	70W MH	2	2600.00

For 30 M distance please replace suffix "-30" in place of "-5"
* With increased price.



CG1215S-5	150W HPSV	2	3300.00
CG1215MH-5	150W MH	2	3350.00
CG1225M	250W HPMV	2	3700.00
CG1240M	400W HPMV	2	4590.00
CG1225S-5	250W HPSV	2	4510.00
CG1225MH-5	250W MH	2	4580.00

For 30 M distance please replace suffix "-30" in place of "-5"
* With increased price.



CG1340S-5	400W HPSV	2	5980.00
CG1340MH-5	400W MH	2	6010.00

For 30 M distance please replace suffix "-30" in place of "-5"
* With increased price.



CAST ALUMINUM CONTROL GEAR BOX FOR HPMV/HPSV/MH LAMPS			
CG1308M(CA)	80W HPMV	2	2740.00
CG1312M(CA)	125W HPMV	2	2830.00
CG1307SCA-5	70W HPSV	2	3120.00
CG1307MHCA-5	70W MH	2	3000.00
CG1315SCA-5	150W HPSV	2	4160.00
CG1315MHCA-5	150W MH	2	4200.00
CG1325M(CA)	250W HPMV	2	4510.00
CG1325SCA-5	250W HPSV	2	5350.00
CG1325MHCA-5	250W MH	2	5400.00
CG1340M(CA)	400W HPMV	2	5390.00
CG1325MHMCA-5	250W MH	2	4820.00



For 30 M distance please replace suffix "-30" in place of "-5"
* With increased price.

CAT REF.	LAMP TYPE	CASE LOT	ALP (₹)
----------	-----------	----------	---------



CG1240SCA-5	400W HPSV	2	6970.00
CG1240MHCA-5	400W MH	2	7020.00
CG1240MHMCA-5	400W MH	2	6000.00

For 30 M distance please replace suffix "-30" in place of "-5"
* With increased price.



CG12225SDD-5	2X250 HPSV	2	9850.00
CG12240SDD-5	2X400W HPSV	2	12680.00
CG12225MHDD-5	2X250W MH	2	9950.00
CG12240MHDD-5	2X400W MH	2	12780.00
CG12225MHMDD-5	2X250W MHM	2	8810.00
CG12240MHMDD-5	2X400W MHM	2	10680.00


For 30 M distance please replace suffix "-30" in place of "-5"
* With increased price.



CAST ALUMINIUM CONTROL GEAR BOX FOR TWIN - HPSV LAMPS

CG12225SCA-5	2X250W HPSV	1	10240.00
CG12240SCA-5	2X400W HPSV	1	12940.00
CG12225MHCA-5	2X250W MH	1	10310.00
CG12240MHCA-5	2X400W MH	1	13110.00
CG1KS/MH(CA)/WOB	1X1000W SV/MH	1	On Request
HDB1KWS/MH	1000W SV/MH	1	On Request


For 30 M distance please replace suffix "-30" in place of "-5"
* With increased price.



PDC CAST ALUMINIUM CONTROL GEAR BOX FOR TWIN - MH LAMPS

CG12225S09CA-5	2X250W HPSV	1	10040.00
CG12240S09CA-5	2X400W HPSV	1	12730.00
CG12225MH09CA-5	2X250W MH	1	10040.00
CG12240MH09CA-5	2X400W MH	1	12730.00

For 30 M distance please replace suffix "-30" in place of "-5"
* With increased price.



CONTROL PACK

CPN1207MH	70W MH	4	1960.00
CPIN1215MH	150W MH	4	2480.00
CP1225MH	250W MH	4	On Request

CRCA MS housing with resin encapsulated ballast, ignitor and capacitor assembly.
Ideal for indoor applications.

CAT REF.	LAMP TYPE	CASE LOT	ALP (₹)
----------	-----------	----------	---------



OPEN CONSTRUCTION HEAVY DUTY VPIT COPPER BALLAST FOR HPMV /HPSV/METAL HALIDE LUMINAIRE

HDB8M	80W HPMV	10	1200.00
HDB12M	125W HPMV	10	1300.00
HDB25M	250W HPMV	4	2360.00
HDB40M	400W HPMV	4	3220.00



HDB17S/MH	70W HPSV/MH	10	1190.00
HDB115S/MH	150W HPSV/MH	8	1760.00
HDB125S/MH	250W HPSV/MH	4	2750.00
HDB140S/MH	400W HPSV/MH	4	3990.00



ELECTRONIC BALLASTS FOR FLUORESCENT TUBES

EBN136-A/S	1X36/40W FTL	25	550.00
	1X36W CFL	25	550.00
EBN14-B	1X36/40W FTL	25	660.00
	1X36W CFL	25	660.00
EBN236-A	2X36/40W FTL	25	880.00
	2X36W CFL	25	880.00
EB236-B/I	2X36/40W FTL	25	1010.00
	2X36W CFL	25	1010.00
EBN128T5-A/S	1X28W T5	25	550.00
EBN228T5-A	2X28W T5	25	880.00
EB124T5-A/I	1X24W T5	100	605.00
EB224T5-A/I	2X24W T5	50	880.00
EBN128T5-B/S	1X28W T5	25	750.00
EB228T5-B/I	2X28W T5	25	1190.00
EBN114T5-A	1X14W T5	25	550.00
EBN214T5-A	2X14W T5	25	880.00
EB114T5-B/I	1X14W T5	50	950.00
EB214T5-B/I	2X14W T5	50	1190.00
EB224T5-B/I	2X24W T5	50	1255.00
EBN414T5-A	4X14W T5	25	1000.00
EB414T5-B/I	4X14W T5	25	1425.00
EB314T5-B/I	3X14W T5	25	1390.00
EB218SQ-A/I	2X18W 4 PIN CFL	-	750.00
EB226SQ-A/I	2X26W 4 PIN CFL	-	895.00
EBBG154 T5-CW	1X54W T5	-	1400.00
EBBG254 T5-CW	2X54W T5	-	1675.00

Suffix 'A' stands for < 33% THD PFC ballast. • Suffix 'B' stands for < 10% THD PFC ballast.
 Suffix 'CW' stands for < 10% THD constant wattage APFC ballast.

CAT REF.	LAMP TYPE	CASE LOT	ALP (₹)
----------	-----------	----------	---------



ELECTRONIC IGNITORS FOR HPSV/MH LAMPS

IGN112S/MH		50	240.00
Suitable for integral luminaires			
IGN1130S		50	260.00
IGN1130MH		50	270.00

Suitable for 70/150/250/400W HPSV non integral luminaires with separate control gear box (maximum cable length of 30m between CG box and lamp).



ELECTRONIC IGNITORS FOR METAL HALIDE LAMPS

IGN2SP		50	470.00
--------	--	----	--------

Superimposed ignitor (For integral luminaires)



MULTITAP BALLAST

HDBT15/11S	150W HPSV	8	2450.00
HDBT25/15S	250W HPSV	4	3070.00
HDBT40/25S	400W HPSV	4	On Request



Lamps



PRODUCT	BASE CAP	CASE LOT	MRP (₹)
---------	----------	----------	---------



METAL HALIDE LAMPS (SINGLE ENDED)

MHL 70W SE TUBULAR	E-27	25	700.00
MHL 70W SE ELLIPTICAL	E-27	25	700.00
MHL 150W SE TUBULAR	E-27	25	750.00
MHL 150W SE ELLIPTICAL	E-27	25	750.00
MHL 150W SE TUBULAR	E-40	9	775.00
MHL 150W SE ELLIPTICAL	E-40	9	775.00
MHL 250W SE TUBULAR	E-40	9	825.00
MHL 250W SE ELLIPTICAL	E-40	9	825.00
MHL 400W SE TUBULAR	E-40	9	850.00
MHL 400W SE ELLIPTICAL	E-40	6	850.00
MHL 400W SE TUBULAR-BALLOON TYPE	E-40	9	850.00



METAL HALIDE LAMPS FOR M.V. GEAR (SINGLE ENDED)

MHLM 250W SE TUBULAR	E-40	9	900.00
MHLM 250W SE ELLIPTICAL	E-40	9	1000.00
MHLM 400W SE TUBULAR	E-40	9	925.00
MHLM 400W SE ELLIPTICAL	E-40	6	1000.00



METAL HALIDE LAMPS (DOUBLE ENDED)

MHL 70W DE Rx7s		100	450.00
MHL 150W DE Rx7s		100	450.00



METAL HALIDE LAMPS (G12 CAPS)

MHL 70W G12 6000K/2700K	G12	50	725.00
MHL 150W G12 6000K/2700K	G12	50	750.00

PRODUCT	BASE CAP	CASE LOT	MRP (₹)
---------	----------	----------	---------



HPSV LAMPS

SV 70W ELLIPTICAL	E-27	25	270.00
SV 70W I (WITH IN BUILT IGNITOR)	E-27	25	340.00
SV 70W TUBULAR	E-27	25	280.00
SV 150W ELLIPTICAL	E-40	9	380.00
SV 150W TUBULAR	E-40	9	400.00
SV 150W TUBULAR - SUPER	E-40	9	600.00
SV 150W TUBULAR (TWIN ARC)	E-40	9	685.00
SV 250W ELLIPTICAL	E-40	9	435.00
SV 250W TUBULAR	E-40	9	455.00
SV 250W TUBULAR - SUPER	E-40	9	700.00
SV 250W TUBULAR (TWIN ARC)	E-40	9	785.00
SV 400W ELLIPTICAL	E-40	6	500.00
SV 400W TUBULAR	E-40	9	520.00
SV 400W TUBULAR - SUPER	E-40	9	765.00
SV 400W TUBULAR (TWIN ARC)	E-40	9	850.00



HPMV LAMPS

MV 80W BC	(B22d3)	25	130.00
MV 80V ES	E-27	25	135.00
MV 125W BC	(B22d3)	25	135.00
MV 125W ES	E-27	25	140.00
MV 250W ES	E-40	9	265.00
MV 400W ES	E-40	6	365.00





HALOGEN LAMPS


HALOGEN 500W		200	85.00
HALOGEN 1000W		200	105.00




CFL DIRECT FIT (HIGH WATTAGE)

CFL 35W DF 4U 6500K (B22/E27)		25	300.00
CFL 45W DF 4U 6500K (B22/E27)		25	460.00
CFL 65W DF 4U 6500K (B22/E27)		25	610.00
CFL 85W DF 4U 6500K (B22/E27)		12	660.00
CFL 85W DF 4U 6500K (E40)		12	825.00

	PRODUCT	BASE CAP	CASE LOT	MRP (₹)
	COMPACT FLUORESCENT LAMPS (CFL PIN TYPE)			
	9W CFL 2P 6500K/2700K		100	75.00
	11W CFL 2P 6500K/2700K		100	80.00
	10W CFL XP 6500K/2700K		100	100.00
	13W CFL XP 6500K/2700K/4000K		100	105.00
	18W CFL XP 6500K/2700K/4000K		100	115.00
	26W CFL XP 6500K/2700K		100	160.00
	36W CFL 4P 6500K/2700K/4000K		100	170.00

	TUBELIGHTS		
	FTL 18W (SUPER SAVER)		25 42.00
	FTL 20W (SUPER BRITE)		25 44.00
	FTL 36W (SUPER SAVER)		25 45.00
	FTL 40W (SUPER BRITE)		25 47.00
	FTL 36W 6500K/2700K (POWERLUX)		25 100.00
	T5 14W 6500K/4000K/2700K (ENERGYLUX)		50 110.00
	T5 24W 6500K (ENERGYLUX)		50 140.00
	T5 28W 6500K/4000K/2700K (ENERGYLUX)		50 120.00
	T5 54W 6500K (ENERGYLUX)		50 245.00

	CAT REF.	WATTAGE	CASE LOT	ALP (₹)
	LED LAMP			
	LSB-3W-CDL-BC	3W	6	410.00
	LSB-5W-CDL-BC	5W	6	450.00
	LSB-7W-CDL-BC	7W	6	500.00
	LSB-9W-CDL-BC	9W	6	630.00
	LSB-12W-CDL-BC	12W	6	1435.00

The following cat ref are discontinued with effect from 1st Nov 2013. However these items would be available till the stocks last.

Cat Ref

TLD236EB	CWCOS111EB/P	SCGIS345	LHBV-40-CDL	CAP12
TLD11218/P5	DDLV10EB/N3	SCGIS345MX	CAP6.5	CAP15
TLE211	DDLV1118EB/N4	SCGIS2160ECO	CAP5	CAP20
TLE236	DDLH70MH-N	SCGBLS	CAP4	CAP33
TLE236	MR150DD	SCGIRQUATTROCOM1	CAP8	CAP40
CWCOS136EB/P	SCGHF3360	SCGIRQUATTRODIM	CAP10	



Smart solutions.
Strong relationships.

SALES OFFICES

NORTHERN REGION

New Delhi: 3rd Floor, Express Bldg., 9-10, Bahadur Shah Zafar Marg,
Near ITO Crossing, Delhi-110002

Jaipur: Church Road P.B. No. 173, Jaipur-302 001

Jalandhar: Crompton Greaves Ltd. B XII - 407, 2nd floor, Lodowali Road,
Near BSF Chowk, Jalandhar-144001

Lucknow: 3rd Floor, Saran Chamber-II, 5- Park Road, Lucknow-226001

Tel. No.

Fax No.

(011) 23460780, 23460771 23324360

(0141) 3018800, 3018803 2365371

(0181) 3051395, 3051313 2226342

(0522) 4152152, 4152159 2237009

EASTERN REGION

Kolkata: 50, Chowringhee Road, Kolkata-700 071

Guwahati: Crompton Greaves Ltd. C/O Assam Investment & Construction Co.
GS Road, Dispur, Ganeshguri (Near Car Ghar) Guwahati- 781005

Patna: Eastern Logistics, Sahayogi Press Marg, Exhibition Road, Patna-800 001

Bhubaneswar: Janpath Tower, 3rd Floor, Ashok Nagar, Unit II, Bhubaneswar-751009

Ranchi: C/O Ess Ess Agencies, Uphar Cinema Campus, Ratu Road, Ranchi-854005

(033) 22829681 - 22829685 22994218

(0361) 2344709/ 2341221 2340775

(0612) 3261594, 3261595 2229531

(0674) 2531128, 2531429 2533521

(0651) 2512095 2512095

WESTERN REGION

Mumbai: Crompton Greaves Ltd., Kanjurmarg (East), Mumbai-400 042

Ahmedabad: 909, Sakar-II, Near Ellis Bridge Police Stn., Ahmedabad-380 036

Indore: 103-B, Apollo Trade Centre, 2-B, Rajgarh Kothi, Mumbai-Agra Road, Indore-452 001

Nagpur: 3, West High Court, Dharam Peth, Nagpur-440 010. (Satellite Off.)

Baroda: 10A, Vrindavan Colony, Near Hari Nagar Water Tank, Gotri Road, Baroda-390 007

Pune: Premium Point Building, 4th Floor, J.M. Road, Shivaji Nagar, Pune-411 005

Raipur: A/201, Crystal Archid, Lodhi Pura Chowk, Shankar Nagar Road, Raipur, Chattisgarh -492001

(022) 67558675, 67558676 25795158

(079) 40012000, 40012201 26586047

(0731) 2498269, 2498271 5065621

(0712) 2531271, 2560870 2537196

(0265) 2332460, 2332227 2332458

(020) 25534675 - 25534677 25534684

(0771) 4022214, 4022215

SOUTHERN REGION

Chennai: Crompton House, No. 3, Kodambakkam High Road, P.B. No. 3316,
Nungambakkam, Chennai-600 034

Bengaluru: 1st Floor, Janardhan Towers, 562/640, Bannerghatta Main Road,
Bilekahalli, Bengaluru-560 076

Kochi: Cherupushpam Building, 5th Floor, 300-6, Shamugham Road, Ernakulam, Kochi-682 031

Secunderabad: Minerva Complex, 94, Sarojinidevi Road, Secunderad-500 003

Coimbatore: 658/664, Rajalakshmi Plaza, 100 Feet Road,

Gandhipuram, Coimbatore-641 037 (Satellite Off.)

Madurai: 2/3, Mangayakarsi Women's College Road, Paravai, Madurai-625 402. (Satellite Off.)

(044) 42247500, 44247575 28231973

(080) 41391908, 41391909 41391900

(0484) 2370860, 2370863 2373728

(040) 40002300, 40002347 40002340

(0422) 2526453, 2521830 2525334

(0452) 2667771 2667772

Crompton Greaves Limited
Lighting Division

Kanjurmarg (East), Mumbai-400 042, (Maharashtra) India
T: +91-22-67558538, 67558532, 67558000
F: +91-22-25787283 | E: lighting@cgglobal.com

Registered Office:
CG House, 6th Floor, Dr. Annie Besant Road, Worli,
Mumbai-400 030 India
W: www.cgglobal.com

Authorised Trade Partner

Product Explorer | w.e.f. November 01, 2013

